

# 41-1 2-jaw universal PULLER with swivelling jaws



## APPLICATION IMAGE



## DESCRIPTION

The 2-jaw universal puller with swivelling jaws is used for pulling bearings, gears and discs in all common sizes for trade, workshop and industry. It can be used to remove any component that sits on a shaft and is freely accessible from the outside. The swivelling jaws ensure maximum freedom of movement for individual adaptation to the respective Spread and depth, even in restricted ambient conditions. There are different versions of the Pulling unit within the 41 series. The compact model 41-0 has a hexagonal drive and a flat Thrust piece on the Spindle. Models 41-1 and 41-2 have a free-moving T-handle instead of the hexagon for working in confined spaces. From size 41-3 upwards, the pullers are equipped with a hexagonal drive and a dual spindle tip. This enables the greatest pulling forces to be achieved (3 to 7 tonnes).

## RANGE OF APPLICATION

For pulling off bearings, gear wheels and discs

## BENEFIT

- Oscillating pulling arms enable work in the tightest of spaces with simultaneous individual adjustment to the clamping width and depth
- Anti-slip guard on the spindle head for safe working with wrench
- Spindle riser protects the threading
- Secure positioning of the Spindle due to rotating Spindle tip both on smooth surfaces and for centring (Switch Technology) (applies from size 41-3)
- Integrated, free-moving T-handle guarantees manual spindle drive in the tightest of spaces (only applies to sizes 41-1 and 41-2)

## OPERATION

- Swivel the jaws from the outside to the part to be extracted
- Push the claws under the component
- Pull the Spindle manually under pressure to fix it
- Manually actuate the T-handle or move the hexagon on the spindle head with a ratchet or combination spanner until the component is released

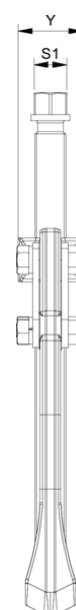
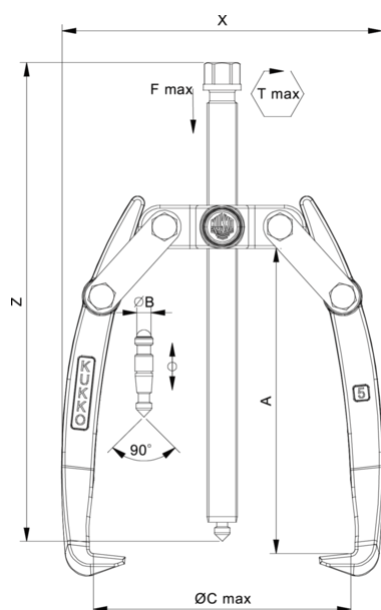
## MASTER DATA

GTIN [EAN]	4021176015038
Country of origin	DE
Case material	Tool steel
Series	41
Gross weight [kg]	0,22 kg
Package contents	1 piece
Packaging Act	PAP 21
Global sales capability given	Yes

## SPARE PARTS

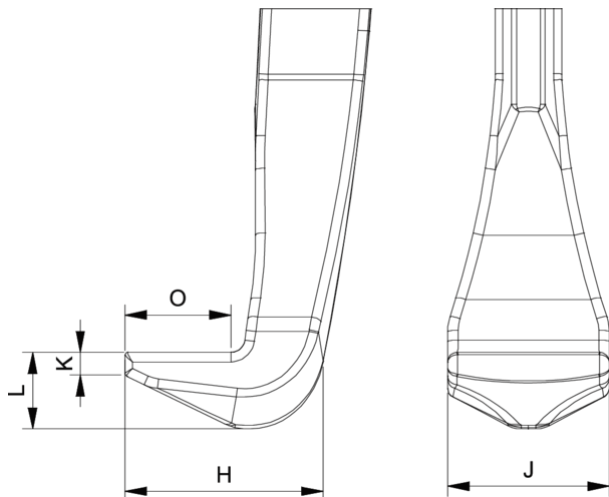
- 41-1-T\_Traverse
- 41-1-65-P\_2 Pulling jaws (pair)
- 609087\_Mechanical pressure spindle

# 2-jaw universal PULLER with swivelling jaws



Abbreviation	Attribut	Wert
X	Total width [mm]	78 mm
Y	Total depth [mm]	17 mm
Z	Total height [mm]	107 mm
A	Clamping depth outside pull-off [mm]	65 mm
S1	Width across flats [mm]	T-handle
Cmin	Span outside pull-off (min.) [mm]	0 mm
Cmax	Span outside pull-off (max.) [mm]	65 mm
K	Hook root thickness at the tip (claw thickness K) [mm]	2 mm
J	Hook base width (claw width J) [mm]	10,5 mm
O	Hook base depth usable (claw depth usable O) [mm]	8,5 mm
H	Total hook root depth (total claw depth H) [mm]	15 mm
L	Total claw thickness (L+1mm) (claw distance to base surface) [mm]	4 mm
Fmax	Max. tractive force [t]	1 t
Fmax	Max. tensile force [kN]	10 kN

Abbreviation	Attribut	Wert
X	Total width [mm]	78 mm
Y	Total depth [mm]	17 mm
Z	Total height [mm]	107 mm
A	Clamping depth outside pull-off [mm]	65 mm
S1	Width across flats [mm]	T-handle
Cmin	Span outside pull-off (min.) [mm]	0 mm
Cmax	Span outside pull-off (max.) [mm]	65 mm
K	Hook root thickness at the tip (claw thickness K) [mm]	2 mm
J	Hook base width (claw width J) [mm]	10,5 mm
O	Hook base depth usable (claw depth usable O) [mm]	8,5 mm
H	Total hook root depth (total claw depth H) [mm]	15 mm
L	Total claw thickness (L+1mm) (claw distance to base surface) [mm]	4 mm
Fmax	Max. tractive force [t]	1 t
Fmax	Max. tensile force [kN]	10 kN



Abbreviation	Attribut	Wert
X	Total width [mm]	78 mm
Y	Total depth [mm]	17 mm
Z	Total height [mm]	107 mm
A	Clamping depth outside pull-off [mm]	65 mm
S1	Width across flats [mm]	T-handle
Cmin	Span outside pull-off (min.) [mm]	0 mm
Cmax	Span outside pull-off (max.) [mm]	65 mm
K	Hook root thickness at the tip (claw thickness K) [mm]	2 mm
J	Hook base width (claw width J) [mm]	10,5 mm
O	Hook base depth usable (claw depth usable O) [mm]	8,5 mm
H	Total hook root depth (total claw depth H) [mm]	15 mm
L	Total claw thickness (L+1mm) (claw distance to base surface) [mm]	4 mm
Fmax	Max. tractive force [t]	1 t
Fmax	Max. tensile force [kN]	10 kN