

45-4 Handy, 3-jaw industrial puller with power-transmitting and 3-jaw self-centering jaws



DESCRIPTION

The handy, 3-jaw industrial puller with power-transmitting and self-centering jaws is used for pulling bearings, gears and discs in all common sizes for trade, workshop and industry. It can be used to remove any component that sits on a shaft and is freely accessible from the outside. When the spindle pressure is built up, the jaws connected to each other grip the part to be pulled tighter and tighter. The 3-jaw design guarantees even load distribution and therefore a particularly secure grip on the part to be removed.

RANGE OF APPLICATION

For pulling off bearings, gear wheels and discs

BENEFIT

- Self-centring of the legs by manually tightening the Spindle (Autogrip Technology)
- Secure positioning of the Spindle thanks to the rotatable spindle tip, both on smooth surfaces and when centring (Switch Technology)
- 3-jaw design ensures even force distribution and enables greater pulling power
- Anti-slip guard on the spindle head for safe working with wrench
- Spindle riser protects the threading

OPERATION

- Place the jaws on the part to be pulled from the outside
- Swivel the claws under the component
- Pull the Spindle manually under pressure to fix it in place
- Move the hexagon on the spindle head with a ratchet or combination spanner until the component is released


MASTER DATA

GTIN [EAN]	4021176016776
Country of origin	DE
Case material	Tool steel
Series	45
Gross weight [kg]	4,18 kg
Package contents	1 piece
Packaging Act	PAP 21
Global sales capability given	Yes

SPARE PARTS

- 45-4-T_Traverse
- 45-4-200-S_3 Hook (Set)
- 44-4-206_Druckspindel

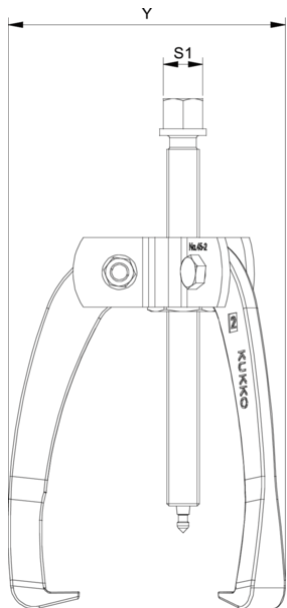
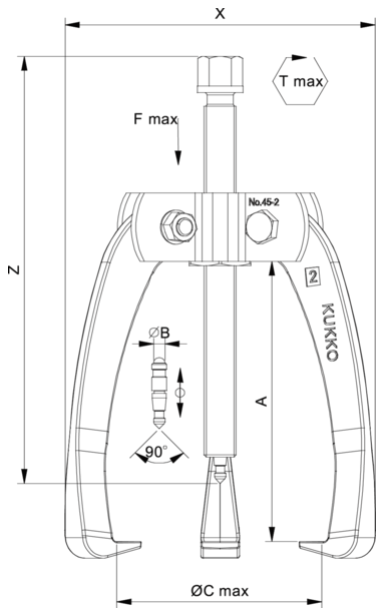
APPLICATION IMAGE



DETAIL IMAGE

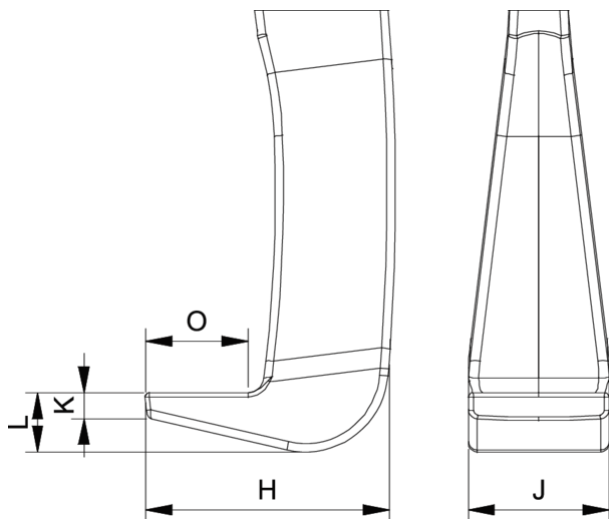


Handy, 3-jaw industrial puller with power-transmitting and 3-jaw self-centering jaws



Abbreviation	Attribut	Wert
X	Total width [mm]	302 mm
Y	Total depth [mm]	302 mm
Z	Total height [mm]	285 mm
A	Clamping depth outside pull-off [mm]	200 mm
S1	Width across flats [mm]	24 mm
Cmin	Span outside pull-off (min.) [mm]	0 mm
Cmax	Span outside pull-off (max.) [mm]	250 mm
K	Hook root thickness at the tip (claw thickness K) [mm]	4 mm
J	Hook base width (claw width J) [mm]	28 mm
O	Hook base depth usable (claw depth usable O) [mm]	26 mm
H	Total hook root depth (total claw depth H) [mm]	52 mm
L	Total claw thickness (L+1mm) (claw distance to base surface) [mm]	12 mm
Tmax	Max. torque [Nm]	200 Nm
Fmax	Max. tractive force [t]	9.5 t
Fmax	Max. tensile force [kN]	95 kN

Abbreviation	Attribut	Wert
X	Total width [mm]	302 mm
Y	Total depth [mm]	302 mm
Z	Total height [mm]	285 mm
A	Clamping depth outside pull-off [mm]	200 mm
S1	Width across flats [mm]	24 mm
Cmin	Span outside pull-off (min.) [mm]	0 mm
Cmax	Span outside pull-off (max.) [mm]	250 mm
K	Hook root thickness at the tip (claw thickness K) [mm]	4 mm
J	Hook base width (claw width J) [mm]	28 mm
O	Hook base depth usable (claw depth usable O) [mm]	26 mm
H	Total hook root depth (total claw depth H) [mm]	52 mm
L	Total claw thickness (L+1mm) (claw distance to base surface) [mm]	12 mm
Tmax	Max. torque [Nm]	200 Nm
Fmax	Max. tractive force [t]	9.5 t
Fmax	Max. tensile force [kN]	95 kN



Abbreviation	Attribut	Wert
X	Total width [mm]	302 mm
Y	Total depth [mm]	302 mm
Z	Total height [mm]	285 mm
A	Clamping depth outside pull-off [mm]	200 mm
S1	Width across flats [mm]	24 mm
Cmin	Span outside pull-off (min.) [mm]	0 mm
Cmax	Span outside pull-off (max.) [mm]	250 mm
K	Hook root thickness at the tip (claw thickness K) [mm]	4 mm
J	Hook base width (claw width J) [mm]	28 mm
O	Hook base depth usable (claw depth usable O) [mm]	26 mm
H	Total hook root depth (total claw depth H) [mm]	52 mm
L	Total claw thickness (L+1mm) (claw distance to base surface) [mm]	12 mm
Tmax	Max. torque [Nm]	200 Nm
Fmax	Max. tractive force [t]	9.5 t
Fmax	Max. tensile force [kN]	95 kN