

# PRODUCT DATA SHEET

## HEAVY FLAT CONNECTOR

### PRODUCT DESCRIPTION

Our heavy flat connectors are used to transfer heavy loads in wood-wood or concrete-wood connections. We offer our heavy flat connectors with a thickness of 2.5 mm and 3 mm.

### ADVANTAGES

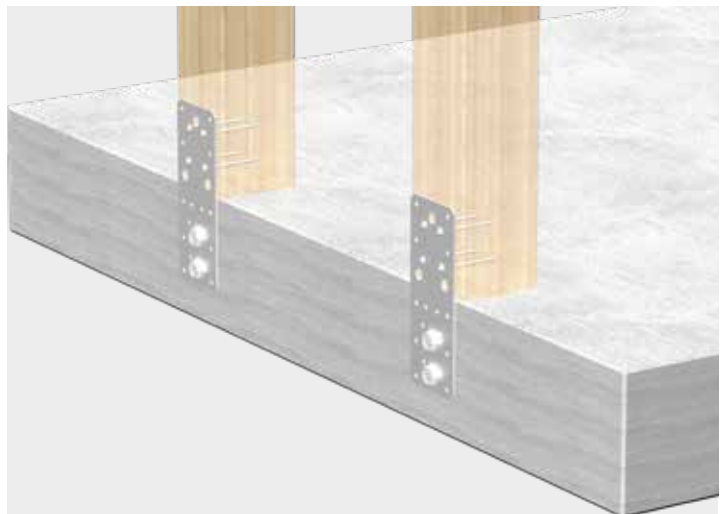
- Quick and easy assembly
- Broad range of application
- Applicable in service classes 1 and 2



### APPLICATION IMAGES



Quick and easy connection of two wooden elements with the heavy flat connector.



Simple assembly of two wooden elements on a concrete slab with the heavy flat connector.

# PRODUCT DATA SHEET

# HEAVY FLAT CONNECTOR

## MATERIAL

- Steel plate DX 51D + Z 275

## PRODUCT TABLE

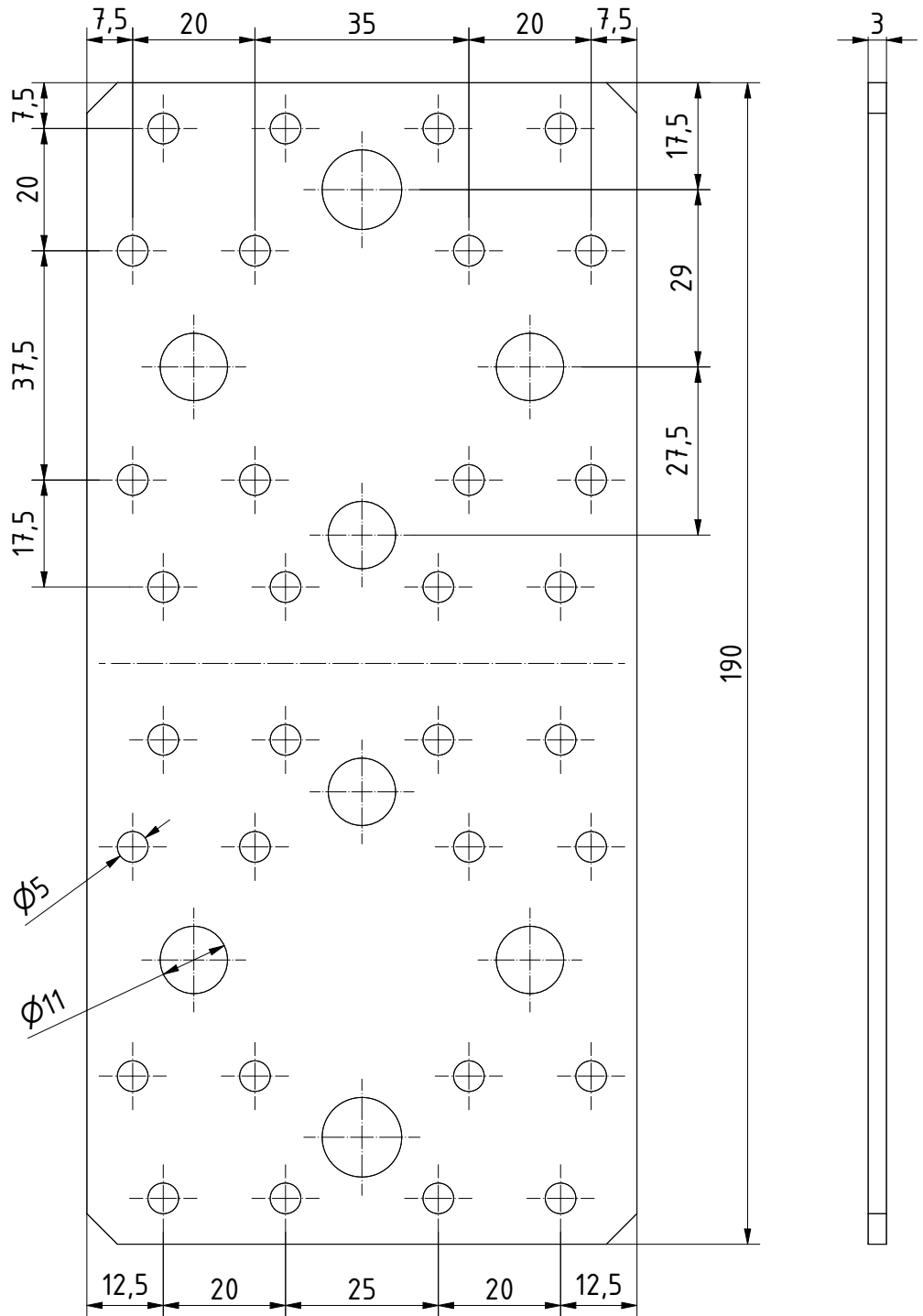
Art. no.	Designation	Height [mm]	Length [mm]	Width [mm]	Material	PU
904117	Heavy flat connectors	170	65	2,5	Steel plate DX 51D + Z 275	50
904118	Heavy flat connectors	190	90	3,0	Steel plate DX 51D + Z 275	50

# PRODUCT DATA SHEET

# HEAVY FLAT CONNECTOR

## DRAWINGS

- Flat connector D3,0 x B90 x L190

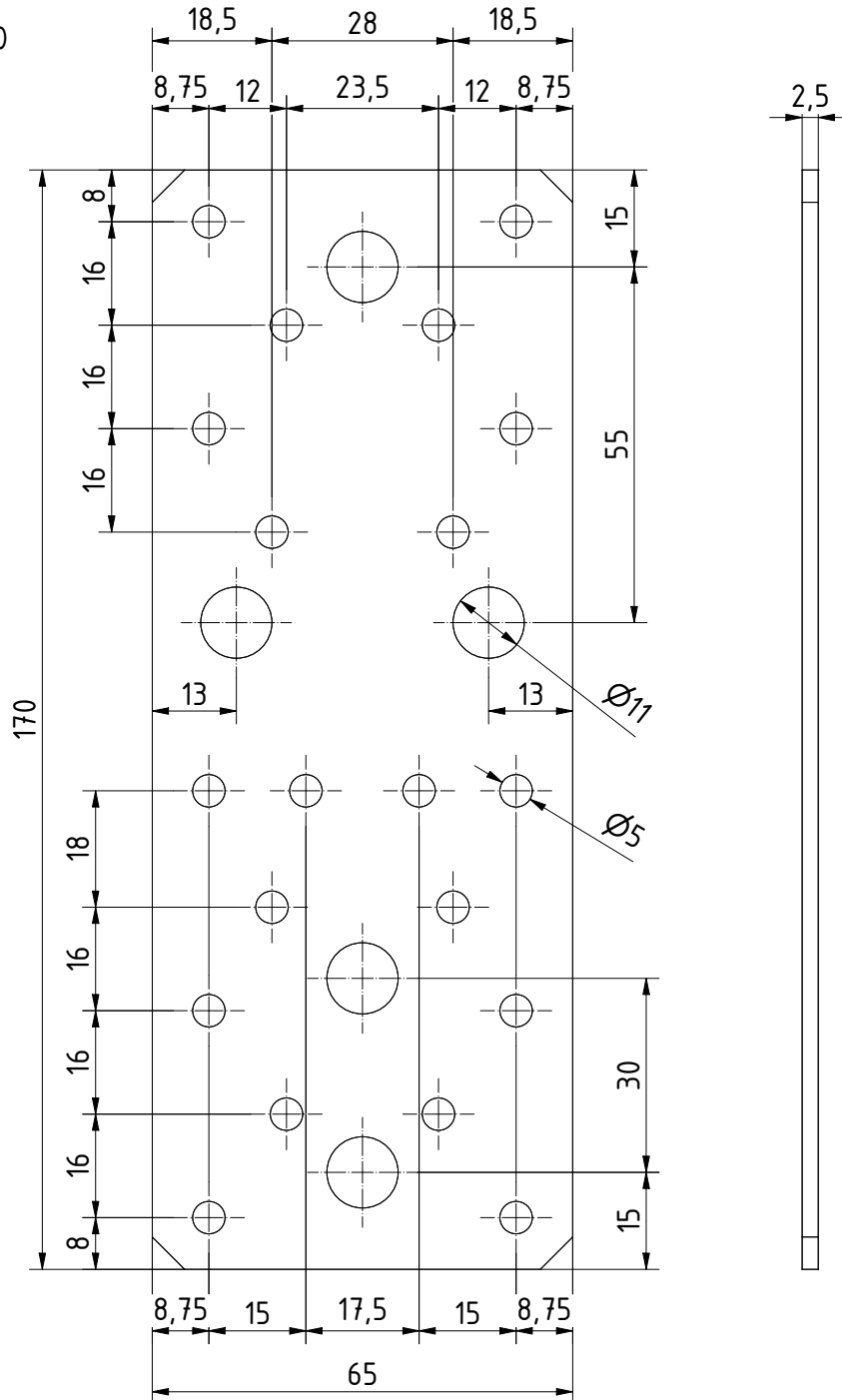


Front view

# PRODUCT DATA SHEET

# HEAVY FLAT CONNECTOR

· Flat connector D2,5 x B65 x L170



Front view

If you are not familiar with how this product is used, and particularly with the product's intended use, please contact our Application Technology department (technik@eurotec.team).