

PRODUCT DATA SHEET

HINGE CONNECTOR

PRODUCT DESCRIPTION

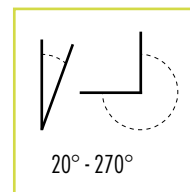
The EVO hinge connector is the universal connection element for connecting profiles at an angle other than 90°. It is easily screwed to the profiles on the side and can then be adjusted flexibly to suit any individual angle.



ADVANTAGES

- Versatile applications
- Simple handling for connection greater than / less than 90°
- Polygonal geometries can easily be constructed
- For structures that are walked on continuously, we recommend two position anchors at each point of intersection.

**We recommend our BiGHTY PH 954090-50 drilling screw.
Not included in the scope of supply.*



NOTE

Depending on the angle, the feasibility of a screw connection should be considered in advance. Any potential screw connection becomes more difficult or impossible the smaller the angle.

APPLICATION IMAGES



Example of application EVO hinge connector



With the EVO hinge connector, profiles can easily be joined together in a wide range of angles.

PRODUCT DATA SHEET

HINGE CONNECTOR

MATERIAL

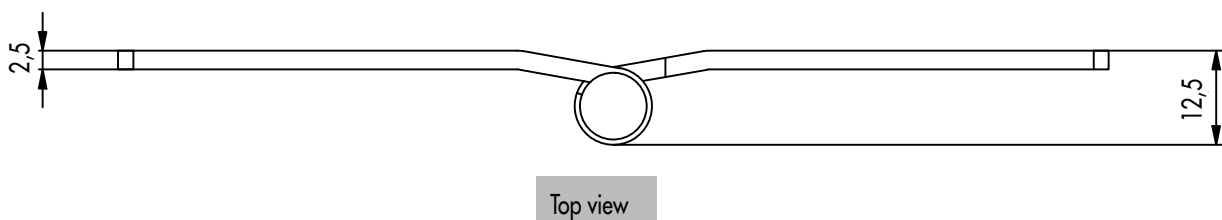
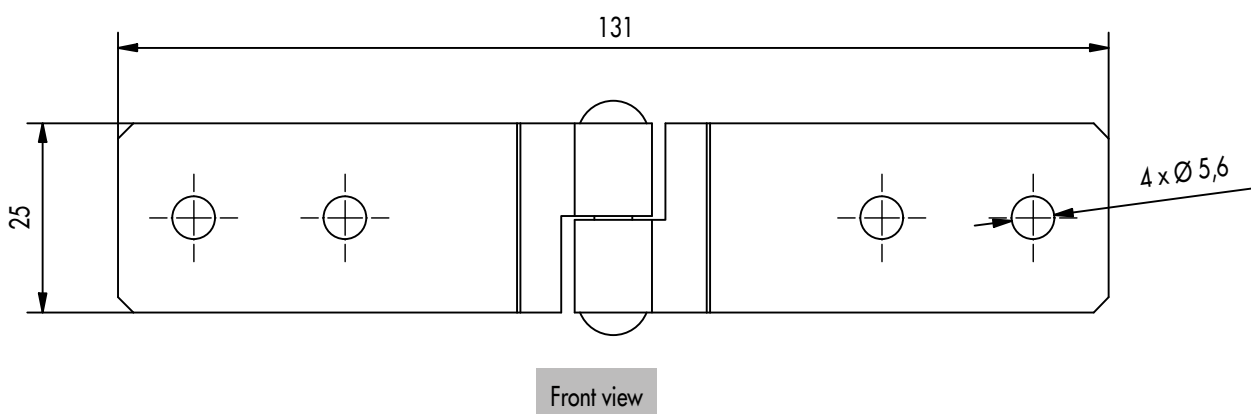
- S235 hot-dip galvanised

PRODUCT TABLE

Art. no.	Product description	Dimensions [mm] ^{a)}	Material	PU*
975589	TERRA Location security	19 x 12,45 x 131	S235 feuerverzinkt	4
975750	EVO hinge connector	25 x 12,45 x 131	S235 feuerverzinkt	4

^{a)}Height x width x length

DRAWINGS



If you are not familiar with how this product is used, and particularly with the product's intended use, please contact our Application Technology department (technik@eurotec.team).