

PRODUCT DATA SHEET

GROOVE CLIP

PRODUCT DESCRIPTION

The Eurotec groove clip is used for the **invisible fastening of laterally grooved terrace decking boards** made of low-movement wood on an wooden substructure.

The clip is only suitable for grooves with a radius of 7 mm.

ADVANTAGES

- Quick and easy assembly
- Suitable for boards with a lateral groove
- Boards with a groove can easily be replaced

MATERIAL

- Groove clip: Polypropylene copolymer (PP-C), black
- Screw: 905535 Terrasotec, inox, 4.0 x 40 mm

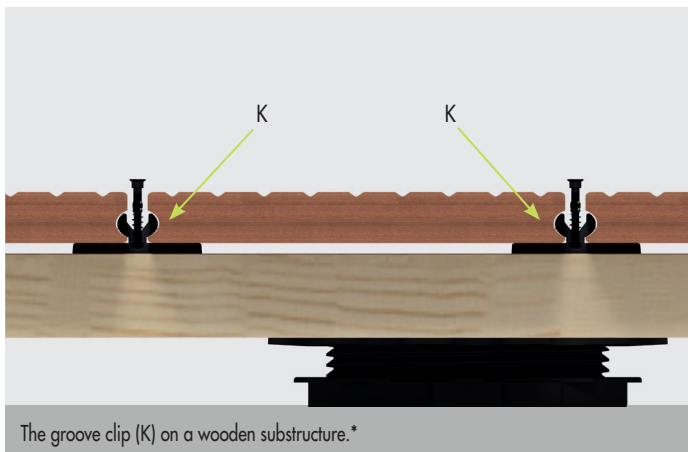


Groove clip



Terrasotec, inox

IMAGES OF APPLICATIONS



*In this view, the screw is not completely screwed into the substructure. After completely screwing in, the screw is no longer visible and closes at the upper edge of the groove clip.

PRODUCT DATA SHEET

GROOVE CLIP



ASSEMBLY NOTE

Prior to installation, it is important to enquire with your board manufacturer whether the board to be installed has the desired groove geometry.

TORQUE



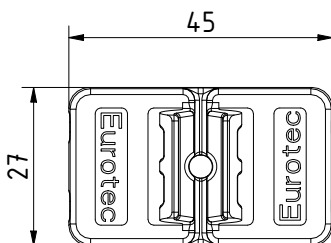
USE LOW TORQUE

Excessive torque can cause damage to or malfunction of the connection.
So make sure that you adjust the torque setting and switch off the impact function on your screwdriver.

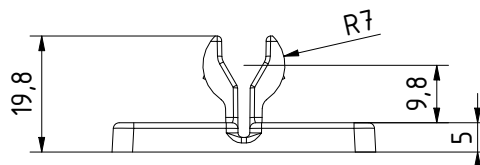
PRODUCT TABLE

Art. no.	Designation	Height [mm]	Length [mm]	Width [mm]	PU
954046	Groove clip	19,8	45	27	100

DRAWINGS



Top view



Side view

If you are not familiar with how this product is used, and particularly with the product's intended use, please contact our Application Technology department (technik@eurotec.team).