

PRODUCT DATA SHEET

CONCRETE FRAME SCREW

PRODUCT DESCRIPTION

The Eurotec concrete frame screws are suitable for the dowel-free screwing of plastic, aluminium and wood window/door frames to all stone materials and concrete.

These screws are available with a countersunk head for metal and aluminium windows or a cylindrical head for countersunk installation in timber and plastic windows.

APPLICATIONS

- Tested burglar resistance in accordance with DIN EN 1627
- Installation of plastic, aluminium and wood window/door frames

MATERIAL

Case-hardened carbon steel, galvanised

- Corrosion-resistant
- Good resistance to mechanical stresses
- Not suitable for wood containing tannins



CLASSIFICATION

**Burglary resistance in accordance with
EN 1627:2021-06**
Klasse RC 2 / RC 2 N



RC2
DIN EN 1627

**Burglary resistance in accordance with
EN 1627:2021-06**
Klasse RC 3



RC3
DIN EN 1627



PRODUCT DATA SHEET

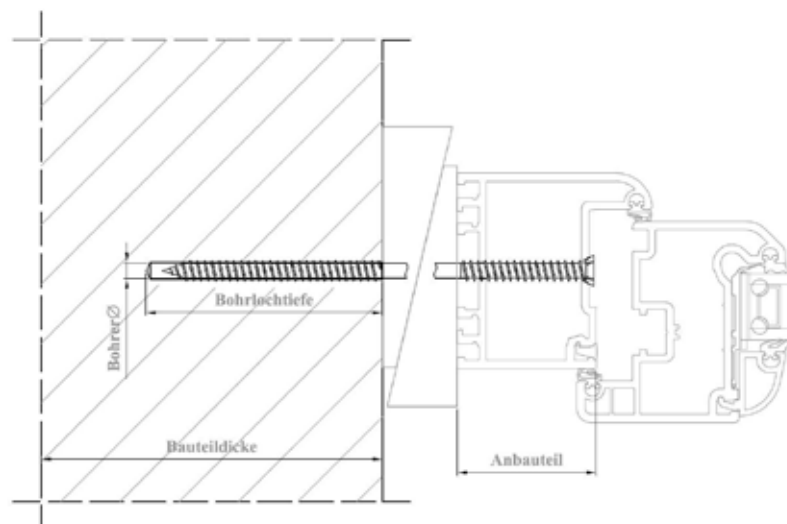
CONCRETE FRAME SCREW

SETTLEMENT PARAMETERS AND LOAD-BEARING CAPACITY PER SUBSTRATE

Substrate	Drill	min. drill hole depth [mm]	min. screw settlement depth [mm]	Drilling process ^{a)}	min. component thickness [mm]	min. edge clearance [mm]	min. axis clearance [mm]	char. tensile capacity N_{Rk} ^{b)} [kN]	characteristic transverse load capacity V_{Rk} [kN]
Concrete C20/25	6,5	70	50	H	100	50	100	2,5	0,75
Masonry brick Mz	6,0	70	50	H	115	50	100	3,5	0,6
Lime sand brick	6,0	70	50	H	115	50	100	3,5	0,5
Aerated concrete	-	-	70	D	115	50	100	0,9	0,3
Perforated limestone	5,0	85	70	D	115	50	100	2,0	0,6
Hochlochziegel HLz	6,5	140	120	D	175	50	100	0,5	0,4

^{a)} H - Hammer drilling D - Rotary drilling

^{b)} The characteristic head pull-through resistance $F_{ax,head,Rd}$ in the mounted part must be taken into account. $F_{ax,head,Rd}$ (pk 350) = 1.45 kN.

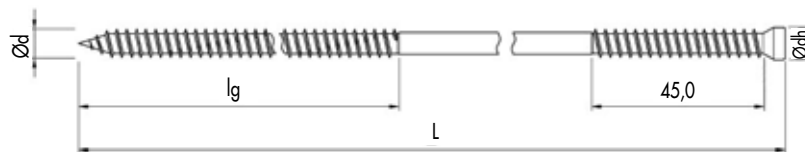


PRODUCT DATA SHEET

CONCRETE FRAME SCREW

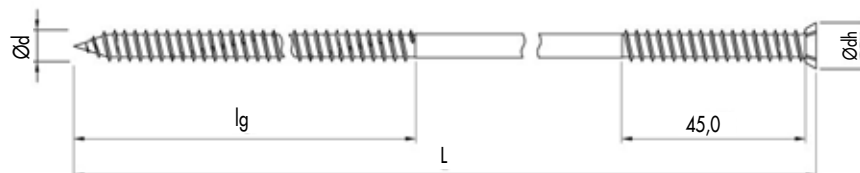
TECHNICAL INFORMATION

- Concrete frame screw, cylinder head



Side view

- Concrete frame screw, countersunk head

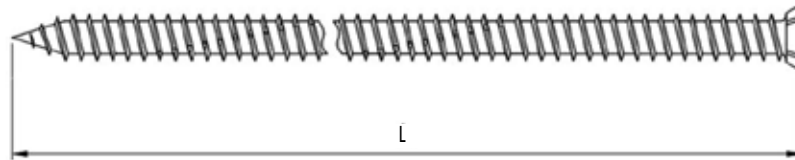


Side view

PRODUCT DATA SHEET

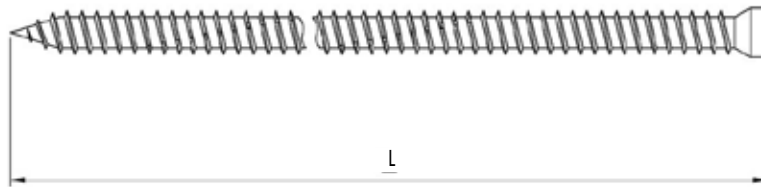
CONCRETE FRAME SCREW

- Concrete frame screw, countersunk head



Side view

- Concrete frame screw, cylinder head



Side view

PRODUCT DATA SHEET

CONCRETE FRAME SCREW

PRODUCT TABLE

Concrete frame screw, countersunk head					
Art.-Nr.	Dimension Ød x L [mm]	Gewindelänge lg [mm]	Head diameter Ødh [mm]	Drive	PU
B110061	7,5 x 42	fully threaded	11,0	TX30 ●	100
B900903	7,5 x 52	fully threaded	11,0	TX30 ●	100
B900620	7,5 x 62	fully threaded	11,0	TX30 ●	100
B110062	7,5 x 72	fully threaded	11,0	TX30 ●	100
B900621	7,5 x 82	fully threaded	11,0	TX30 ●	100
B110063	7,5 x 92	fully threaded	11,0	TX30 ●	100
B900896	7,5 x 102	fully threaded	11,0	TX30 ●	100
B110064	7,5 x 112	fully threaded	11,0	TX30 ●	100
B900724	7,5 x 122	fully threaded	11,0	TX30 ●	100
B110065	7,5 x 132	fully threaded	11,0	TX30 ●	100
B110066	7,5 x 152	fully threaded	11,0	TX30 ●	100
B110067	7,5 x 182	fully threaded	11,0	TX30 ●	100
B110068	7,5 x 212	double-threaded	11,0	TX30 ●	100
B944642	7,5 x 232	double-threaded	11,0	TX30 ●	100
B944638	7,5 x 252	double-threaded	11,0	TX30 ●	100
B944643	7,5 x 272	double-threaded	11,0	TX30 ●	100
B944639	7,5 x 302	double-threaded	11,0	TX30 ●	100
B944641	7,5 x 342	double-threaded	11,0	TX30 ●	100
B944644	7,5 x 372	double-threaded	11,0	TX30 ●	100
B944645	7,5 x 402	double-threaded	11,0	TX30 ●	100

PRODUCT DATA SHEET

CONCRETE FRAME SCREW

PRODUCT TABLE

Concrete frame screw, cylinder head					
Art. no.	Dimension Ød x L [mm]	Thread length lg [mm]	Head diameter Ødh [mm]	Drive	PU
B110069	7,5 x 42	fully threaded	7,5	TX25 ●	100
B944847	7,5 x 52	fully threaded	7,5	TX25 ●	100
B900905	7,5 x 62	fully threaded	7,5	TX25 ●	100
B110070	7,5 x 72	fully threaded	7,5	TX25 ●	100
B900906	7,5 x 82	fully threaded	7,5	TX25 ●	100
B110071	7,5 x 92	fully threaded	7,5	TX25 ●	100
B900907	7,5 x 102	fully threaded	7,5	TX25 ●	100
B110072	7,5 x 112	fully threaded	7,5	TX25 ●	100
B900725	7,5 x 122	fully threaded	7,5	TX25 ●	100
B110073	7,5 x 132	fully threaded	7,5	TX25 ●	100
B110074	7,5 x 152	fully threaded	7,5	TX25 ●	100
B110075	7,5 x 182	fully threaded	7,5	TX25 ●	100
B110076	7,5 x 212	fully threaded	7,5	TX25 ●	100
B901087	7,5 x 42	fully threaded	8,5	TX30 ●	100
B900023	7,5 x 62	fully threaded	8,5	TX30 ●	100
B900017	7,5 x 72	fully threaded	8,5	TX30 ●	100
B900018	7,5 x 82	fully threaded	8,5	TX30 ●	100
B900019	7,5 x 92	fully threaded	8,5	TX30 ●	100
B900021	7,5 x 102	fully threaded	8,5	TX30 ●	100
B900024	7,5 x 112	fully threaded	8,5	TX30 ●	100
B900020	7,5 x 122	fully threaded	8,5	TX30 ●	100
B900025	7,5 x 132	fully threaded	8,5	TX30 ●	100
B900707	7,5 x 152	fully threaded	8,5	TX30 ●	100
B900383	7,5 x 182	fully threaded	8,5	TX30 ●	100
B901034	7,5 x 212	double-threaded	8,5	TX30 ●	100
B944636	7,5 x 252	double-threaded	8,5	TX30 ●	100
B944637	7,5 x 302	double-threaded	8,5	TX30 ●	100

Concrete frame screw, Pan Head					
Art. no.	Dimension Ød x L [mm]	Thread length lg [mm]	Head diameter Ødh [mm]	Drive	PU
B944661	7,5 x 42	fully threaded	12	TX30 ●	100
B944662	7,5 x 72	fully threaded	12	TX30 ●	100
B944663	7,5 x 82	fully threaded	12	TX30 ●	100
B944664	7,5 x 92	fully threaded	12	TX30 ●	100
B944665	7,5 x 112	fully threaded	12	TX30 ●	100
B944666	7,5 x 132	fully threaded	12	TX30 ●	100
B944667	7,5 x 152	fully threaded	12	TX30 ●	100
B944668	7,5 x 182	fully threaded	12	TX30 ●	100
B944669	7,5 x 212	fully threaded	12	TX30 ●	100

If you are not familiar with how this product is used, and particularly with the product's intended use, please contact our Application Technology department (technik@eurotec.team)