

PRODUCT DATA SHEET

FOR WING-TIPPED PROFILE DRILLING SCREW

PRODUCT DESCRIPTION

The wing-tipped profile drilling screw is made of **hardened martensitic stainless steel** and has been specially developed for **fastening timber decking boards** to the aluminium system profile EVO and the support profile HKP for terraces. The screw has a **drill tip** with **special clearing wings** and a **cylindrical head** with TX drive.

ADVANTAGES

- No pilot drilling into the decking board is necessary
- The clearing wings drill holes into the wood larger than the outer thread diameter of the screw
- Core hole and counter thread in aluminium are drilled and/or shaped independently
- Easy to screw in thanks to the TX drive and can be well combined with the TX20 magnetic bit holder



MATERIAL

Martensitic stainless steel 1.4006 (C1)

(Stainless steel according to DIN EN 10088)



- Essentially corrosion-resistant, not acid-resistant
- 10 years of experience without corrosion problems in suitable woods
- Not suitable for timber containing high amounts of tannin, such as camarú, oak, robinia, etc.
- Not suitable for chlorinated atmospheres



NOTE

The wing-tipped profile drilling screw has been specially developed for fastening timber decking to the aluminium system profile EVO and the support profile HKP for terraces. When using with other profiles and aluminium alloys, it is essential to check the functionality beforehand.

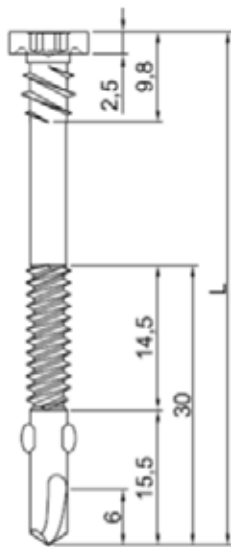
PRODUCT TABLE

Wing-tipped profile drilling screw					
Art. no.	Dimensions Ød x L [mm]	Head diameter Ødh [mm]	Drive	Decking board thickness [mm]	PU
905568	5.0 x 55	8.5	TX20	20–25	200
905569	5.0 x 60	8.5	TX20	26–30	200
905570	5.0 x 70	8.5	TX20	35–40	200
905504	5.5 x 46	8.5	TX20	Max. 21	200
905505	5.5 x 51	8.5	TX20	Max. 26	200
905506	5.5 x 56	8.5	TX20	Max. 31	200

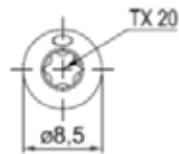
PRODUCT DATA SHEET

FOR WING-TIPPED PROFILE DRILLING SCREW

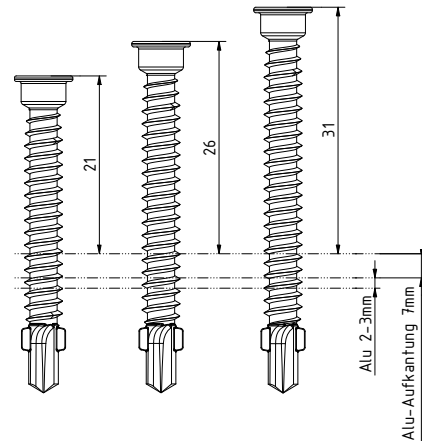
DRAWINGS



Side view



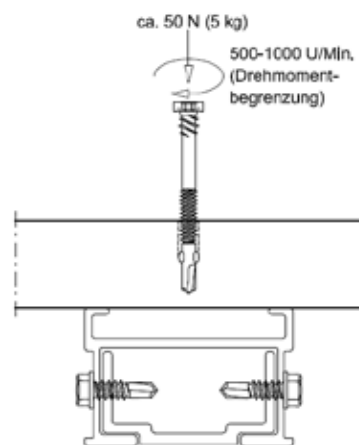
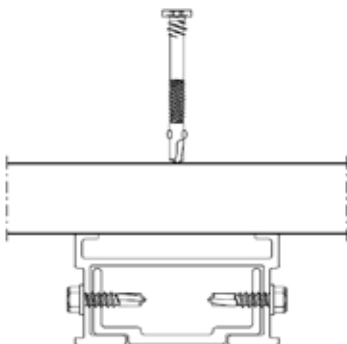
Top view



Side view

ASSEMBLY NOTES

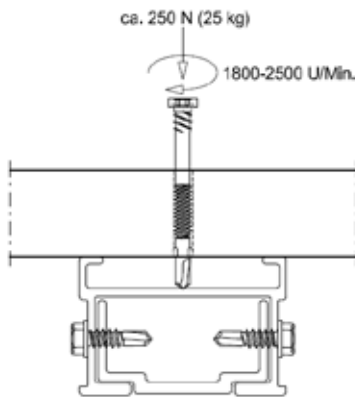
1. Centre the wing-tipped profile drilling screw over the aluminium profile on the decking board...
2. When drilling, the wing-tipped profile drilling screw should bore through the decking board under moderate pressure (approx. 5 kg) and at medium speed (up to 1000 rpm)...



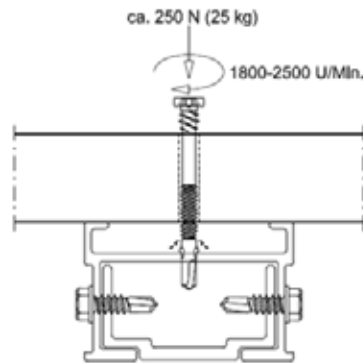
PRODUCT DATA SHEET

FOR WING-TIPPED PROFILE DRILLING SCREW

3. If the wing-tipped profile drilling screw strikes the fastening plate, the drilling pressure (approx. 25 kg) and the speed (up to 2500 rpm) should be increased...

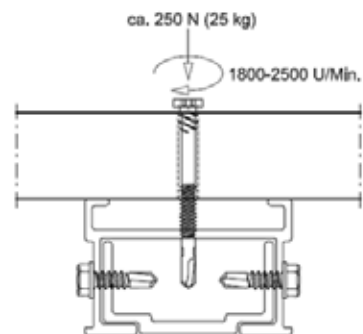


4. Once the drilling tip has passed through the fastening plate of the profile, the clearing wings break off after a couple of turns...

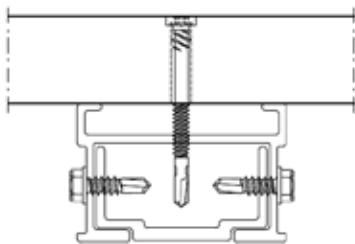


5. The drilling screw forms its counter thread in the fastening plate...

6. The speed decreases when the thread engages and the screw starts pulling the decking board down...



7. The screwing process should be finished when the screw head lies flush with the decking board surface.



If you are not familiar with how to use this product, especially with its intended use, get in touch with our Application Engineering Department (technik@eurotec.team).