

PRODUCT DATA SHEET

GROOVE CLIP

PRODUCT DESCRIPTION

The Eurotec groove clip is used for the **invisible fastening of laterally grooved terrace decking boards** made of low-movement wood on an wooden substructure.

The clip is only suitable for grooves with a radius of 7 mm.

ADVANTAGES

- Quick and easy assembly
- Suitable for boards with a lateral groove
- Boards with a groove can easily be replaced

MATERIAL

- Groove clip: Polypropylene copolymer (PP-C), black
- Screw: 905535 Terrassotec, inox, 4.0 x 40 mm

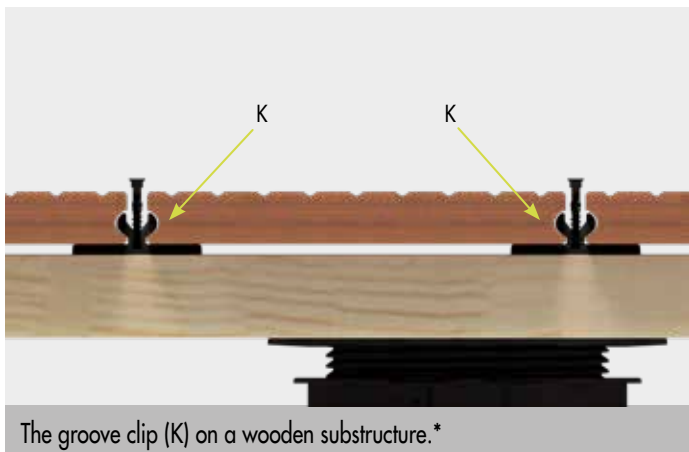


Groove clip



Terrassotec, inox

IMAGES OF APPLICATIONS



The groove clip (K) on a wooden substructure.*



The groove clip on a wooden substructure, fully screwed in.

*In this view, the screw is not completely screwed into the substructure. After completely screwing in, the screw is no longer visible and closes at the upper edge of the groove clip.

PRODUCT DATA SHEET

GROOVE CLIP

ASSEMBLY NOTE

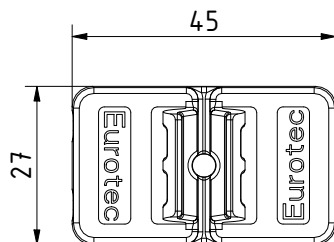
Prior to installation, it is important to enquire with your board manufacturer whether the board to be installed has the desired groove geometry.

PRODUCT TABLE

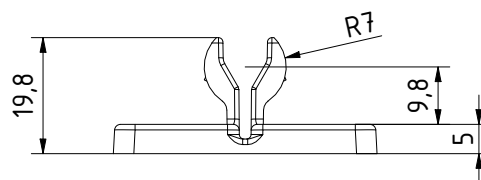
Art. no.	Designation	Height [mm]	Length [mm]	Width [mm]	PU
954046	Groove clip	19,8	45	27	100

DRAWINGS

- Groove clip



Top view



Side view

If you are not familiar with how this product is used, and particularly with the product's intended use, please contact our Application Technology department (technik@eurotec.team).