PRODUCT DATA SHEET

PANELTWISTEC AG, COUNTERSUNK HEAD

PRODUCT DESCRIPTION

Paneltwistec AG made of blue galvanised and hardened carbon steel is a wood construction screw with a special screw tip and milling **ribs above the thread.** The special geometry of the screw tip reduces the torque needed to drive it in and **minimises the risk of the timber splitting.**

APPLICATIONS

- Conditionally corrosion-resistant and suitable for use in service classes 1 and 2 according to DIN EN 1995 (Eurocode 5)
- Timber Construction Screws Paneltwistec Ø 8.0 for fixing insulation above rafters
- Not suitable for use with woods containing tanning agents

MATERIAL

- Hardened carbon steel + blue galvanised
- Free of chromium (VI) oxide
- Good resistance to mechanical stresses

CERTIFICATION

- European Technical Assessment ETA-11/0024
  Self-tapping screws as wood connectors

ETA
Europ. Techn. Bewertung
European Technical Assessment
ETA-11/0024

© by E.u.r.o.Tec GmbH · Last updated 10/2024 · Subject to changes, additions, typesetting and printing errors.

E.u.r.o.Tec GmbH • Unter dem Hofe 5 • D-58099 Hagen
Tél. : +49 2331 62 45-0 • Fax : +49 2331 62 45-200 • E-mail : info@eurotec.team
www.eurotec.team

PRODUCT DATA SHEET

PANELTWISTEC AG, COUNTERSUNK HEAD

TECHNICAL INFORMATION

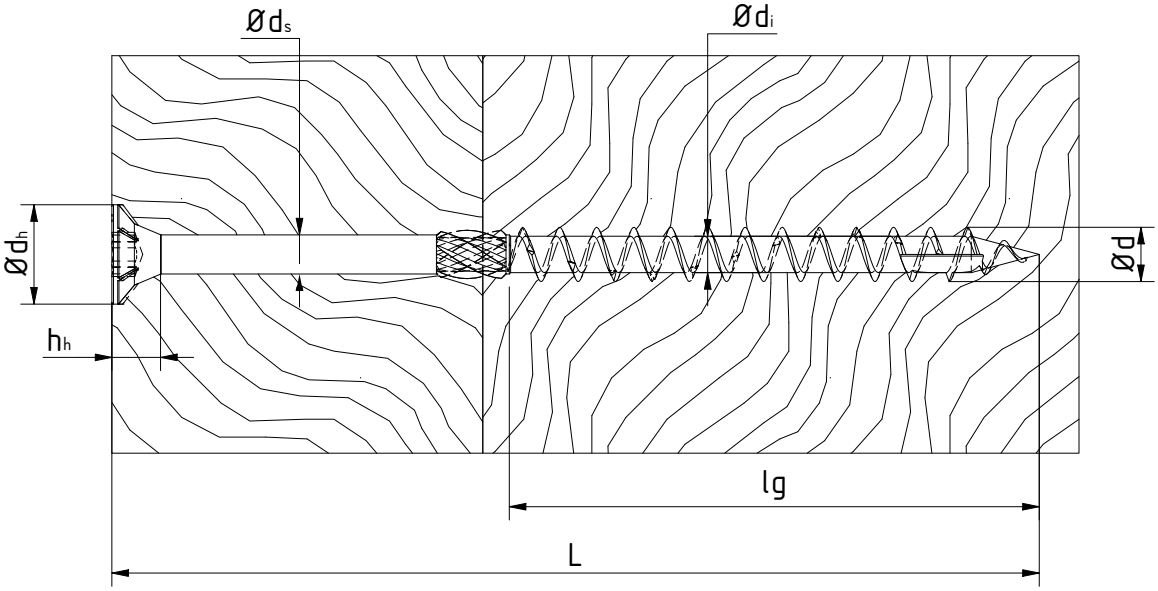

Side view

Paneltwistec AG, countersunk head, steel blue galvanized												
Nominal-Ø	Head-Ø	Root-Ø	Shank-Ø	Head height	Head shape	Upper head angle	Lower head angle	char. tensile capacity	char. yield moment	char. withdrawal parameter	char. head pull-through parameter	char. torsional strength
d [mm]	d_h [mm]	d_i [mm]	d_s [mm]	h_h [mm]	–	[Degree °]	[Degree °]	$f_{tens,k}$ [kN]	$M_{y,k}$ [Nm]	$f_{ax,k}$ [N/mm²]	$f_{head,k}$ [N/mm²]	$f_{tor,k}$ [Nm]
3,5	7.0	2.25	2.3	3.45	SK	90	60	3,8	2.3	13.3	12.0	2.0
4	8.0	2.65	2.68	3.97	SK	90	60	5.0	3.3	12.9	12.0	3.0
4,5	9.0	3.3	2.80	4.03	SK	90	60	6.4	4.5	12.5	12.0	2.1
5	10.0	3.68	3.45	4.78	SK	90	60	7.9	5.9	12.1	12.0	3.1
6	12.0	4.4	3.98	5.65	SK	90	60	11.0	9.5	11.4	12.0	2.2
8	14.5	5.7	5.3	7	SK	90	60	20.0	20.0	11.1	12.0	3.2
10	17.8	7	6.25	8.7	SK	90	60	28.0	35.8	10.8	12.0	2.3

[1)] The values have been taken from ETA 11/0024 and DoP-ETA110024-05-2017. We cannot guarantee that there are no typographical or printing errors and therefore recommend that you check the documents mentioned above.

© by E.u.r.o.Tec GmbH · Last updated 10/2024 · Subject to changes, additions, typesetting and printing errors.

E.u.r.o.Tec GmbH • Unter dem Hofe 5 • D-58099 Hagen
Tél. : +49 2331 62 45-0 • Fax : +49 2331 62 45-200 • E-mail : info@eurotec.team
www.eurotec.team

PRODUCT DATA SHEET

PANELTWISTEC AG, COUNTERSUNK HEAD

Dimensions	Extraction resistance	Head pull-through resistance	Wood-Wood shearing	Steel-Wood shearing

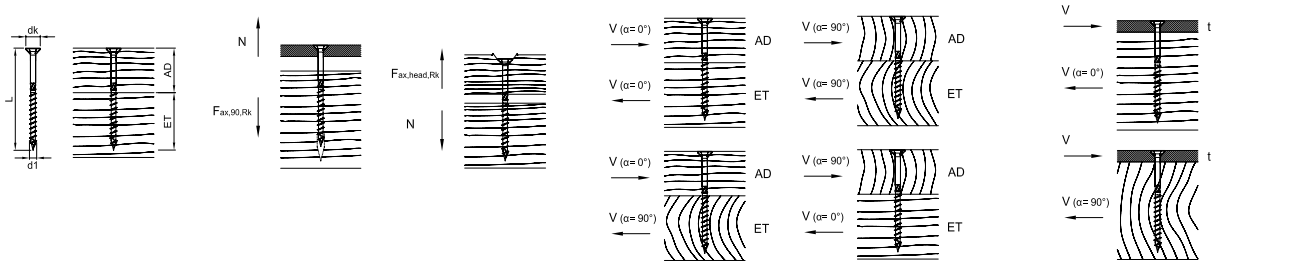

d1 x L [mm]	dk [mm]	AD [mm]	ET [mm]	$F_{ax,90,Rk}$ [kN]	$F_{ax,head,Rk}$ [kN]	$F_{Ia,Rk}$ [kN]	$F_{Ia,Rk}$ [kN]	$F_{Ia,Rk}$ [kN]	$F_{Ia,Rk}$ [kN]	t [mm]	$F_{Ia,Rk}$ [kN]	$F_{Ia,Rk}$ [kN]
								α_{AD}= 0°	α_{AD}= 90°			
						α= 0°	α=90°	α_{ET}= 90°	α_{ET}= 0°		α= 0°	α= 90°
3,5 x 30	7,0	12	18	0,84	0,59	0,62				1	0,86	
3,5 x 35	7,0	14	21	0,98	0,59	0,67				1	0,92	
3,5 x 40	7,0	16	24	1,12	0,59	0,70				1	0,95	
3,5 x 50	7,0	20	30	1,40	0,59	0,78				1	1,02	
4,0 x 30	8,0	12	18	0,93	0,77	0,71				2	0,91	
4,0 x 35	8,0	14	21	1,08	0,77	0,80				2	1,07	
4,0 x 40	8,0	16	24	1,24	0,77	0,84				2	1,15	
4,0 x 45	8,0	18	27	1,39	0,77	0,88				2	1,19	
4,0 x 50	8,0	20	30	1,55	0,77	0,92				2	1,23	
4,0 x 60	8,0	24	36	1,86	0,77	1,01				2	1,31	
4,0 x 70	8,0	28	42	2,17	0,77	1,03				2	1,38	
4,0 x 80	8,0	32	48	2,48	0,77	1,03				2	1,46	
4,5 x 40	9,0	16	24	1,35	0,97	1,00				2	1,34	
4,5 x 45	9,0	18	27	1,52	0,97	1,03				2	1,40	
4,5 x 50	9,0	20	30	1,69	0,97	1,08				2	1,44	
4,5 x 60	9,0	24	36	2,03	0,97	1,17				2	1,53	
4,5 x 70	9,0	28	42	2,36	0,97	1,26				2	1,61	
4,5 x 80	9,0	32	48	2,70	0,97	1,26				2	1,70	
5,0 x 40	10,0	16	24	1,45	1,20	1,11				2	1,44	
5,0 x 45	10,0	18	27	1,63	1,20	1,20				2	1,62	
5,0 x 50	10,0	20	30	1,82	1,20	1,24				2	1,67	
5,0 x 60	10,0	24	36	2,18	1,20	1,34				2	1,76	
5,0 x 70	10,0	28	42	2,54	1,20	1,44				2	1,85	
5,0 x 80	10,0	32	48	2,90	1,20	1,52				2	1,94	
5,0 x 90	10,0	36	54	3,27	1,20	1,52				2	2,03	
5,0 x 100	10,0	40	60	3,63	1,20	1,52				2	2,12	
5,0 x 120	10,0	50	70	4,24	1,20	1,52				2	2,27	

Calculation according to ETA-11/0024. Wood density ρ_k= 350 kg/m³. All mechanical values provided should be viewed as subject to the assumptions that have been made and represent example calculations.
All values are calculated minimum values and are subject to typographical and printing errors.
a) The characteristic values of the load-bearing capacity R_k cannot be treated as equivalent to the max. possible load (the max. force). Characteristic values of the load-bearing capacity R_k should be reduced to dimensioning values R_d with regard to the usage class and class of the load duration: $R_d = R_k \cdot k_{mod} / \gamma_M$. The dimensioning values of the load-bearing capacity R_d should be contrasted with the dimensioning values of the loads ($R_d \geq E_d$).

Example:

Characteristic value for constant load (dead weight) G_k= 2,00 kN and variable load (e. g. snow load) Q_k= 3,00 kN. k_{mod}= 0,9. γ_M= 1,3.
→ Dimensioning value of the load E_d= 2,00 · 1,35 + 3,00 · 1,5= 7,20 kN.
The load-bearing capacity of the joint is therefore considered to have been demonstrated if $R_d \geq E_d$. → min $R_k = R_d \cdot \gamma_M / k_{mod}$
I.e. the characteristic minimum value is calculated based on: min $R_k = R_d \cdot \gamma_M / k_{mod}$ → R_k= 7,20 kN · 1,3/0,9= 10,40 kN → comparison with table values.

Please note: These are planning aids. Projects must only be calculated by authorised persons.

© by E.u.r.o.Tec GmbH · Last updated 10/2024 · Subject to changes, additions, typesetting and printing errors.

E.u.r.o.Tec GmbH • Unter dem Hofe 5 • D-58099 Hagen
Tél. : +49 2331 62 45-0 • Fax : +49 2331 62 45-200 • E-mail : info@eurotec.team
www.eurotec.team

PRODUCT DATA SHEET

PANELTWISTEC AG, COUNTERSUNK HEAD

Dimensions				Extraction resistance	Head pull-through resistance	Wood-Wood shearing				Steel-Wood shearing		
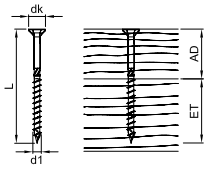				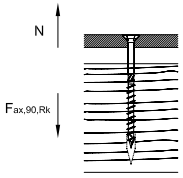	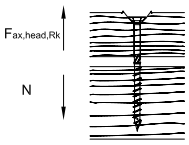	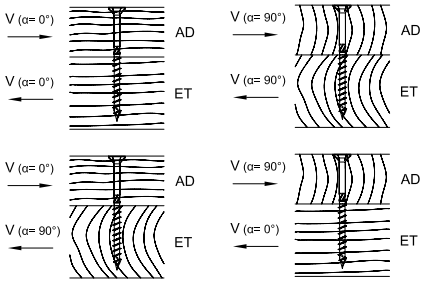				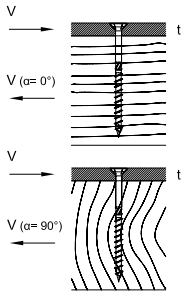		
d1 x L [mm]	dk [mm]	AD [mm]	ET [mm]	$F_{ax,90,Rk}$ [kN]	$F_{ax,head,Rk}$ [kN]	$F_{Ia,Rk}$ [kN]	$F_{Ia,Rk}$ [kN]	$F_{Ia,Rk}$ [kN]	$F_{Ia,Rk}$ [kN]	t [mm]	$F_{Ia,Rk}$ [kN]	$F_{Ia,Rk}$ [kN]
								α_{AD}= 0°	α_{AD}= 90°			
						α= 0°	α=90°	α_{ET}= 90°	α_{ET}= 0°		α= 0°	α= 90°
6,0 x 60	12,0	24	36	2,46	1,73	1,71				2	2,26	
6,0 x 70	12,0	28	42	2,87	1,73	1,82				2	2,36	
6,0 x 80	12,0	32	48	3,28	1,73	1,93				2	2,46	
6,0 x 90	12,0	36	54	3,69	1,73	2,05				2	2,57	
6,0 x 100	12,0	40	60	4,10	1,73	2,07				2	2,67	
6,0 x 110	12,0	40	70	4,79	1,73	2,07				2	2,84	
6,0 x 120	12,0	50	70	4,79	1,73	2,07				2	2,84	
6,0 x 130	12,0	60	70	4,79	1,73	2,07				2	2,84	
6,0 x 140	12,0	70	70	4,79	1,73	2,07				2	2,84	
6,0 x 150	12,0	80	70	4,79	1,73	2,07				2	2,84	
6,0 x 160	12,0	90	70	4,79	1,73	2,07				2	2,84	
6,0 x 180	12,0	110	70	4,79	1,73	2,07				2	2,84	
6,0 x 200	12,0	130	70	4,79	1,73	2,07				2	2,84	
6,0 x 220	12,0	150	70	4,79	1,73	2,07				2	2,84	
6,0 x 240	12,0	170	70	4,79	1,73	2,07				2	2,84	
6,0 x 260	12,0	190	70	4,79	1,73	2,07				2	2,84	
6,0 x 280	12,0	210	70	4,79	1,73	2,07				2	2,84	
6,0 x 300	12,0	230	70	4,79	1,73	2,07				2	2,84	
6,0 x 320	12,0	250	70	4,79	1,73	2,07				2	2,84	
6,0 x 340	12,0	270	70	4,79	1,73	2,07				2	2,84	
6,0 x 360	12,0	290	70	4,79	1,73	2,07				2	2,84	
6,0 x 380	12,0	310	70	4,79	1,73	2,07				2	2,84	
6,0 x 400	12,0	330	70	4,79	1,73	2,07				2	2,84	
8,0 x 80	14,5	30	48	4,26	2,52	3,71	2,90	3,71	2,90	3	4,56	3,94
8,0 x 100	14,5	40	60	5,33	2,52	4,13	3,30	4,13	3,30	3	4,83	4,20
8,0 x 120	14,5	50	66	5,86	2,52	4,13	3,50	4,13	3,50	3	4,96	4,34
8,0 x 140	14,5	40	100	8,44	2,52	4,13	3,30	4,13	3,30	3	5,60	4,98
8,0 x 160	14,5	60	100	8,44	2,52	4,13	3,50	4,13	3,50	3	5,60	4,98
8,0 x 180	14,5	80	100	8,44	2,52	4,13	3,50	4,13	3,50	3	5,60	4,98
8,0 x 200	14,5	100	100	8,44	2,52	4,13	3,50	3,50	4,13	3	5,60	4,98

*Table continues on the next page

© by E.u.r.o.Tec GmbH · Last updated 10/2024 · Subject to changes, additions, typesetting and printing errors.

E.u.r.o.Tec GmbH • Unter dem Hofe 5 • D-58099 Hagen
Tél. : +49 2331 62 45-0 • Fax : +49 2331 62 45-200 • E-mail : info@eurotec.team
www.eurotec.team

PRODUCT DATA SHEET

PANELTWISTEC AG, COUNTERSUNK HEAD

Dimensions	Extraction resistance	Head pull-through resistance	Wood-Wood shearing	Steel-Wood shearing

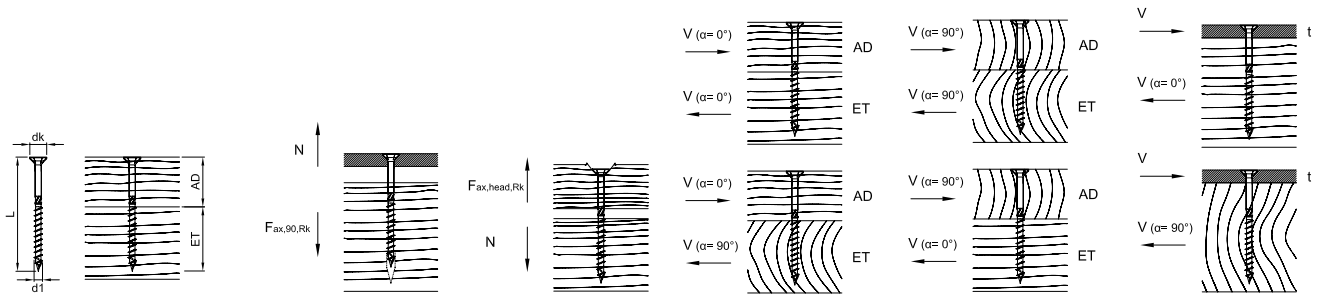

d1 x L [mm]	dk [mm]	AD [mm]	ET [mm]	$F_{ax,90,Rk}$ [kN]	$F_{ax,head,Rk}$ [kN]	$F_{Ia,Rk}$ [kN]	$F_{Ia,Rk}$ [kN]	$F_{Ia,Rk}$ [kN]	$F_{Ia,Rk}$ [kN]	t [mm]	$F_{Ia,Rk}$ [kN]	$F_{Ia,Rk}$ [kN]
								α_{AD}= 0°	α_{AD}= 90°			
						α= 0°	α=90°	α_{ET}= 90°	α_{ET}= 0°		α= 0°	α= 90°
8,0 x 220	14,5	120	100	8,44	2,52	4,13	3,50	3,50	4,13	3	5,60	4,98
8,0 x 240	14,5	140	100	8,44	2,52	4,13	3,50	3,50	4,13	3	5,60	4,98
8,0 x 260	14,5	160	100	8,44	2,52	4,13	3,50	3,50	4,13	3	5,60	4,98
8,0 x 280	14,5	180	100	8,44	2,52	4,13	3,50	3,50	4,13	3	5,60	4,98
8,0 x 300	14,5	200	100	8,44	2,52	4,13	3,50	3,50	4,13	3	5,60	4,98
8,0 x 320	14,5	220	100	8,44	2,52	4,13	3,50	3,50	4,13	3	5,60	4,98
8,0 x 340	14,5	240	100	8,44	2,52	4,13	3,50	3,50	4,13	3	5,60	4,98
8,0 x 360	14,5	260	100	8,44	2,52	4,13	3,50	3,50	4,13	3	5,60	4,98
8,0 x 380	14,5	280	100	8,44	2,52	4,13	3,50	3,50	4,13	3	5,60	4,98
8,0 x 400	14,5	300	100	8,44	2,52	4,13	3,50	3,50	4,13	3	5,60	4,98

Calculation according to ETA-11/0024. Wood density ρ_k= 350 kg/m³. All mechanical values provided should be viewed as subject to the assumptions that have been made and represent example calculations.
All values are calculated minimum values and are subject to typographical and printing errors.
a) The characteristic values of the load-bearing capacity R_k cannot be treated as equivalent to the max. possible load (the max. force). Characteristic values of the load-bearing capacity R_k should be reduced to dimensioning values R_d with regard to the usage class and class of the load duration: $R_d = R_k \cdot k_{mod} / \gamma_M$. The dimensioning values of the load-bearing capacity R_d should be contrasted with the dimensioning values of the loads ($R_d \geq E_d$).

Example:

Characteristic value for constant load (dead weight) G_k= 2,00 kN and variable load (e. g. snow load) Q_k= 3,00 kN. k_{mod}= 0,9. γ_M= 1,3.
→ Dimensioning value of the load E_d= 2,00 · 1,35 + 3,00 · 1,5= 7,20 kN.
The load-bearing capacity of the joint is therefore considered to have been demonstrated if $R_d \geq E_d$. → min $R_k = R_d \cdot \gamma_M / k_{mod}$
I.e. the characteristic minimum value is calculated based on: min $R_k = R_d \cdot \gamma_M / k_{mod}$ → R_k= 7,20 kN · 1,3/0,9= 10,40 kN → comparison with table values.

Please note: These are planning aids. Projects must only be calculated by authorised persons.

© by E.u.r.o.Tec GmbH · Last updated 10/2024 · Subject to changes, additions, typesetting and printing errors.

E.u.r.o.Tec GmbH • Unter dem Hofe 5 • D-58099 Hagen
Tél. : +49 2331 62 45-0 • Fax : +49 2331 62 45-200 • E-mail : info@eurotec.team
www.eurotec.team

PRODUCT DATA SHEET

PANELTWISTEC AG, COUNTERSUNK HEAD

Dimensions				Extraction resistance	Head pull-through resistance	Wood-Wood shearing				Steel-Wood shearing		

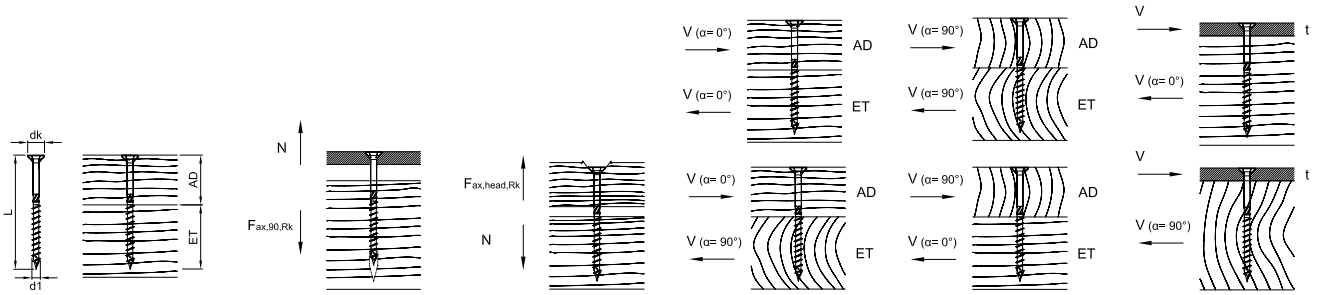

d1 x L [mm]	dk [mm]	AD [mm]	ET [mm]	$F_{ax,90,Rk}$ [kN]	$F_{ax,head,Rk}$ [kN]	$F_{Ia,Rk}$ [kN]	$F_{Ia,Rk}$ [kN]	$F_{Ia,Rk}$ [kN]	$F_{Ia,Rk}$ [kN]	t [mm]	$F_{Ia,Rk}$ [kN]	$F_{Ia,Rk}$ [kN]
								α_{AD}= 0°	α_{AD}= 90°			
						α= 0°	α=90°	α_{ET}= 90°	α_{ET}= 0°		α= 0°	α= 90°
8,0 x 420	14,5	300	100	8,44	2,52	4,13	3,50	3,50	4,13	3	5,60	4,98
8,0 x 440	14,5	300	100	8,44	2,52	4,13	3,50	3,50	4,13	3	5,60	4,98
8,0 x 460	14,5	300	100	8,44	2,52	4,13	3,50	3,50	4,13	3	5,60	4,98
8,0 x 480	14,5	300	100	8,44	2,52	4,13	3,50	3,50	4,13	3	5,60	4,98
8,0 x 500	14,5	300	100	8,44	2,52	4,13	3,50	3,50	4,13	3	5,60	4,98
8,0 x 550	14,5	300	100	8,44	2,52	4,13	3,50	3,50	4,13	3	5,60	4,98
8,0 x 600	14,5	300	100	8,44	2,52	4,13	3,50	3,50	4,13	3	5,60	4,98
10,0 x 100	17,8	40	60	6,48	3,63	5,73	4,37	5,73	4,37	3	6,78	5,81
10,0 x 120	17,8	50	70	7,13	3,63	6,07	4,87	6,07	4,87	3	6,94	5,97
10,0 x 140	17,8	40	100	10,26	3,63	5,73	4,37	5,73	4,37	3	7,72	6,76
10,0 x 160	17,8	60	100	10,26	3,63	6,07	5,10	6,07	5,10	3	7,72	6,76
10,0 x 180	17,8	80	100	10,26	3,63	6,07	5,10	6,07	5,10	3	7,72	6,76
10,0 x 200	17,8	100	100	10,26	3,63	6,07	5,10	5,10	6,07	3	7,72	6,76
10,0 x 220	17,8	120	100	10,26	3,63	6,07	5,10	5,10	6,07	3	7,72	6,76
10,0 x 240	17,8	140	100	10,26	3,63	6,07	5,10	5,10	6,07	3	7,72	6,76
10,0 x 260	17,8	160	100	10,26	3,63	6,07	5,10	5,10	6,07	3	7,72	6,76
10,0 x 280	17,8	180	100	10,26	3,63	6,07	5,10	5,10	6,07	3	7,72	6,76
10,0 x 300	17,8	200	100	10,26	3,63	6,07	5,10	5,10	6,07	3	7,72	6,76
10,0 x 320	17,8	220	100	10,26	3,63	6,07	5,10	5,10	6,07	3	7,72	6,76
10,0 x 340	17,8	240	100	10,26	3,63	6,07	5,10	5,10	6,07	3	7,72	6,76
10,0 x 360	17,8	260	100	10,26	3,63	6,07	5,10	5,10	6,07	3	7,72	6,76
10,0 x 380	17,8	280	100	10,26	3,63	6,07	5,10	5,10	6,07	3	7,72	6,76
10,0 x 400	17,8	300	100	10,26	3,63	6,07	5,10	5,10	6,07	3	7,72	6,76
10,0 x 420	17,8	320	100	10,26	3,63	6,07	5,10	5,10	6,07	3	7,72	6,76
10,0 x 440	17,8	340	100	10,26	3,63	6,07	5,10	5,10	6,07	3	7,72	6,76
10,0 x 460	17,8	360	100	10,26	3,63	6,07	5,10	5,10	6,07	3	7,72	6,76
10,0 x 480	17,8	380	100	10,26	3,63	6,07	5,10	5,10	6,07	3	7,72	6,76
10,0 x 500	17,8	400	100	10,26	3,63	6,07	5,10	5,10	6,07	3	7,72	6,76
10,0 x 550	17,8	420	100	10,26	3,63	6,07	5,10	5,10	6,07	3	7,72	6,76
10,0 x 600	17,8	440	100	10,26	3,63	6,07	5,10	5,10	6,07	3	7,72	6,76

Calculation according to ETA-11/0024. Wood density ρ_k= 350 kg/m³. All mechanical values provided should be viewed as subject to the assumptions that have been made and represent example calculations.
All values are calculated minimum values and are subject to typographical and printing errors.
a) The characteristic values of the load-bearing capacity R_k cannot be treated as equivalent to the max. possible load (the max. force). Characteristic values of the load-bearing capacity R_k should be reduced to dimensioning values R_d with regard to the usage class and class of the load duration: $R_d = R_k \cdot k_{mod} / \gamma_M$. The dimensioning values of the load-bearing capacity R_d should be contrasted with the dimensioning values of the loads ($R_d \geq E_d$).

Example:

Characteristic value for constant load (dead weight) G_k= 2,00 kN and variable load (e. g. snow load) Q_k= 3,00 kN. k_{mod}= 0,9. γ_M= 1,3.
→ Dimensioning value of the load E_d= 2,00 · 1,35 + 3,00 · 1,5= 7,20 kN.
The load-bearing capacity of the joint is therefore considered to have been demonstrated if $R_d \geq E_d$. → min $R_k = R_d \cdot \gamma_M / k_{mod}$
I.e. the characteristic minimum value is calculated based on: min $R_k = R_d \cdot \gamma_M / k_{mod}$ → R_k= 7,20 kN · 1,3/0,9= 10,40 kN → comparison with table values.

Please note: These are planning aids. Projects must only be calculated by authorised persons.
Please note: Verify the assumptions made. The stated values, and type and number of joining devices are based on preliminary measurements. Projects are to be dimensioned exclusively by authorised persons in accordance with the State Building Code. As per LBauO, please contact a qualified structural engineer for a paid proof of stability. We will be happy to refer you to someone.

© by E.u.r.o.Tec GmbH · Last updated 10/2024 · Subject to changes, additions, typesetting and printing errors.

E.u.r.o.Tec GmbH • Unter dem Hofe 5 • D-58099 Hagen
Tél. : +49 2331 62 45-0 • Fax : +49 2331 62 45-200 • E-mail : info@eurotec.team
www.eurotec.team

PRODUCT DATA SHEET

PANELTWISTEC AG, COUNTERSUNK HEAD

PRODUCT TABLE

Paneltwistec AG, countersunk head, steel blue galvanized				
Art. no.	Dimensions Ød x L [mm]	Drive	Thread length [mm]	PU
945436	3,5 x 30	TX15	18	1000
945838	3,5 x 35	TX15	21	1000
945437	3,5 x 40	TX15	24	1000
945490	3,5 x 50	TX15	30	500
945491	4,0 x 30	TX20	18	1000
945836	4,0 x 35	TX20	21	1000
945492	4,0 x 40	TX20	24	1000
945493	4,0 x 45	TX20	27	500
945494	4,0 x 50	TX20	30	500
945495	4,0 x 60	TX20	36	200
945496	4,0 x 70	TX20	42	200
945497	4,0 x 80	TX20	48	200
945498	4,5 x 40	TX25	24	500
945588	4,5 x 45	TX25	27	500
945499	4,5 x 50	TX25	30	500
945567	4,5 x 60	TX25	36	200
945568	4,5 x 70	TX25	42	200
945569	4,5 x 80	TX25	48	200
945574	5,0 x 40	TX25	24	200
945837	5,0 x 45	TX25	27	200
945575	5,0 x 50	TX25	30	200
945576	5,0 x 60	TX25	36	200
945577	5,0 x 70	TX25	42	200
945578	5,0 x 80	TX25	48	200
945579	5,0 x 90	TX25	54	200
945580	5,0 x 100	TX25	60	200
945581	5,0 x 120	TX25	70	200
945600	5,0 x 50	TX30	30	200
945601	5,0 x 60	TX30	36	200
945602	5,0 x 70	TX30	42	200
945603	5,0 x 80	TX30	48	200
945604	5,0 x 90	TX30	54	200
945605	5,0 x 100	TX30	60	200
945607	5,0 x 120	TX30	70	200
945583	6,0 x 60	TX30	36	200
945584	6,0 x 70	TX30	42	200
945632	6,0 x 80	TX30	48	200
945633	6,0 x 90	TX30	54	100
945634	6,0 x 100	TX30	60	100
945635	6,0 x 110	TX30	70	100
945636	6,0 x 120	TX30	70	100
945637	6,0 x 130	TX30	70	100
945638	6,0 x 140	TX30	70	100
945639	6,0 x 150	TX30	70	100
945640	6,0 x 160	TX30	70	100
945641	6,0 x 180	TX30	70	100
945642	6,0 x 200	TX30	70	100
945643	6,0 x 220	TX30	70	100

© by E.u.r.o.Tec GmbH · Last updated 10/2024 · Subject to changes, additions, typesetting and printing errors.

E.u.r.o.Tec GmbH • Unter dem Hofe 5 • D-58099 Hagen
Tél. : +49 2331 62 45-0 • Fax : +49 2331 62 45-200 • E-mail : info@eurotec.team
www.eurotec.team

PRODUCT DATA SHEET

PANELTWISTEC AG, COUNTERSUNK HEAD

Paneltwistec AG, countersunk head, steel blue galvanized				
Art. no.	Dimensions Ød x L [mm]	Drive	Thread length [mm]	PU
945644	6,0 x 240	TX30 ●	70	100
945645	6,0 x 260	TX30 ●	70	100
945646	6,0 x 280	TX30 ●	70	100
945647	6,0 x 300	TX30 ●	70	100
945648	6,0 x 320	TX40 ●	70	100
945649	6,0 x 340	TX40 ●	70	100
945650	6,0 x 360	TX40 ●	70	100
945651	6,0 x 380	TX40 ●	70	100
945652	6,0 x 400	TX40 ●	70	100
944715	8,0 x 80	TX40 ●	48	50
944716	8,0 x 100	TX40 ●	60	50
944717	8,0 x 120	TX40 ●	66	50
944718	8,0 x 140	TX40 ●	95	50
944719	8,0 x 160	TX40 ●	95	50
944720	8,0 x 180	TX40 ●	95	50
944721	8,0 x 200	TX40 ●	95	50
944722	8,0 x 220	TX40 ●	95	50
944723	8,0 x 240	TX40 ●	95	50
944724	8,0 x 260	TX40 ●	95	50
944725	8,0 x 280	TX40 ●	95	50
944726	8,0 x 300	TX40 ●	95	50
944727	8,0 x 320	TX40 ●	95	50
944728	8,0 x 340	TX40 ●	95	50
944729	8,0 x 360	TX40 ●	95	50
944730	8,0 x 380	TX40 ●	95	50
944731	8,0 x 400	TX40 ●	95	50
944732	8,0 x 420	TX40 ●	95	50
944733	8,0 x 440	TX40 ●	95	50
944734	8,0 x 460	TX40 ●	95	25
944735	8,0 x 480	TX40 ●	95	25
944736	8,0 x 500	TX40 ●	95	25
944737	8,0 x 550	TX40 ●	95	25
944739	8,0 x 600	TX40 ●	95	25
945687	10 x 100	TX50 ●	60	50
945688	10 x 120	TX50 ●	70	50
945689	10 x 140	TX50 ●	100	50
945690	10 x 160	TX50 ●	100	50
945691	10 x 180	TX50 ●	100	50
945692	10 x 200	TX50 ●	100	50
945693	10 x 220	TX50 ●	100	50
945694	10 x 240	TX50 ●	100	50
945695	10 x 260	TX50 ●	100	50
945696	10 x 280	TX50 ●	100	50
945697	10 x 300	TX50 ●	100	50
945698	10 x 320	TX50 ●	100	50
945699	10 x 340	TX50 ●	100	50
945703	10 x 360	TX50 ●	100	50
945709	10 x 380	TX50 ●	100	50
945711	10 x 400	TX50 ●	100	50
100036	10 x 420	TX50 ●	100	25
100037	10 x 440	TX50 ●	100	25
100038	10 x 460	TX50 ●	100	25
100039	10 x 480	TX50 ●	100	25
100040	10 x 500	TX50 ●	100	25
100041	10 x 550	TX50 ●	100	25
100042	10 x 600	TX50 ●	100	25

If you are not familiar with this product's application, and particularly with the product's intended use, please contact our Application Technology department (technik@eurotec.team).

© by E.u.r.o.Tec GmbH · Last updated 10/2024 · Subject to changes, additions, typesetting and printing errors.

E.u.r.o.Tec GmbH • Unter dem Hofe 5 • D-58099 Hagen
Tél. : +49 2331 62 45-0 • Fax : +49 2331 62 45-200 • E-mail : info@eurotec.team
www.eurotec.team