

Product data sheet – Paneltwistec

Product description

Paneltwistec wood screws are used as fasteners for load-bearing timber structures between components made of solid timber, glued laminated timber, cross laminated timber and veneer laminated timber, as well as similar wood-based materials, board-shaped wood-based materials or steel-timber connections. Paneltwistec wood screws can generally be screwed in without any need for pre-drilling. The exception to this rule is when they are used in deciduous wood / hardwood.

The scraping groove on the screw tip ensures that the screws “grip” quickly, even in OSBs, for example. The cutting ribs downstream of the thread keep the shaft clear, so even long screws can be inserted with ease.

The special screw geometry reduces the splitting effect when screwing in.

Paneltwistec wood screws come in countersunk head and flange button head variants, and in coated carbon steel and a variety of stainless steels.

Material

Hardened carbon steel, blue / yellow electrogalvanized.

- Can be used in service classes 1 and 2 according to DIN EN 1995 (Eurocode 5)
- Not suitable for wood containing tannins

Hardened stainless steel (martensitic stainless steel 1.4006 (C1))

- Stainless steel according to DIN EN 10088
- Acid-resistant to a limited extent
- 20 years of experience without corrosion problems in suitable woods
- High strength
 - 50% higher breaking strength than A2 and A4 austenitic stainless steel
 - Hardened due to heat treatment
- Magnetisable
- Can be used in service classes 1, 2 and 3 according to DIN EN 1995 (Eurocode 5)
- Not suitable for woods containing a large amount of tannins such as cumarú, oak, merbau, robinia, etc.
- Not suitable for salty atmospheres
- Not suitable for chlorinated atmospheres

Stainless Steel



Product data sheet – Paneltwistec

Advantages

- Resistant to mechanical stress
- Scraping groove and cutting ribs ensure quick and easy screwing-in
- The scraping groove reduces the risk of the wood splitting
- Approval (European Technical Assessment) and CE Declaration of Performance
- Screws can be screwed in smoothly thanks to the TX drive

Certification

- European Technical Assessment ETA-11/0024:
 - Self-drilling screws as wood fasteners for diameters of 3.5 to 12.0 mm
 - For fastening above-rafter insulation from diameters of 6.0 mm (usually diameters of 8.0 mm)



Product table

Paneltwistec, countersunk head, blue galvanised					
Art. no.	Dimensions Ød x L [mm]	Thread length lg [mm]	Head diameter Ødh [mm]	Drive	PU
B903045	3,5 x 30	18	7,0	TX15 ●	1000
B903044	3,5 x 35	21	7,0	TX15 ●	1000
B903001	3,5 x 40	24	7,0	TX15 ●	1000
B903002	3,5 x 50	30	7,0	TX15 ●	500
B903003	4,0 x 30	18	8,0	TX20 ●	1000
B903603	4,0 x 35	24	8,0	TX20 ●	1000
B903004	4,0 x 40	24	8,0	TX20 ●	1000
B902089	4,0 x 45	27	8,0	TX20 ●	500
B903005	4,0 x 50	30	8,0	TX20 ●	500
B903006	4,0 x 60	36	8,0	TX20 ●	200
B903007	4,0 x 70	42	8,0	TX20 ●	200
B903008	4,0 x 80	48	8,0	TX20 ●	200
B903009	4,5 x 40	24	9,0	TX25 ●	500
B903087	4,5 x 45	27	9,0	TX25 ●	500
B903010	4,5 x 50	30	9,0	TX25 ●	500
B903011	4,5 x 60	36	9,0	TX25 ●	200
B903012	4,5 x 70	42	9,0	TX25 ●	200

More sizes on the next page

Page 2 of 9

Product data sheet – Paneltwistec

Paneltwistec, countersunk head, blue galvanised					
Art. no.	Dimensions Ød x L [mm]	Thread length lg [mm]	Head diameter Ødh [mm]	Drive	PU
B903013	4,5 x 80	48	9,0	TX25 •	200
B903014	5,0 x 40	24	10,0	TX25 •	200
B903015	5,0 x 50	30	10,0	TX25 •	200
B903016	5,0 x 60	36	10,0	TX25 •	200
B903017	5,0 x 70	42	10,0	TX25 •	200
B903018	5,0 x 80	48	10,0	TX25 •	200
B903578	5,0 x 90	54	10,0	TX25 •	200
B903019	5,0 x 100	60	10,0	TX25 •	200
B903020	5,0 x 120	70	10,0	TX25 •	200
B903021	6,0 x 60	36	12,0	TX30 •	200
B903022	6,0 x 70	42	12,0	TX30 •	200
B903023	6,0 x 80	48	12,0	TX30 •	200
B903163	6,0 x 90	54	12,0	TX30 •	100
B903024	6,0 x 100	60	12,0	TX30 •	100
B903025	6,0 x 120	70	12,0	TX30 •	100
B903026	6,0 x 130	70	12,0	TX30 •	100
B903027	6,0 x 140	70	12,0	TX30 •	100
B903030	6,0 x 150	70	12,0	TX30 •	100
B903029	6,0 x 160	70	12,0	TX30 •	100
B903031	6,0 x 180	70	12,0	TX30 •	100
B903032	6,0 x 200	70	12,0	TX30 •	100
B903033	6,0 x 220	70	12,0	TX30 •	100
B903034	6,0 x 240	70	12,0	TX30 •	100
B903035	6,0 x 260	70	12,0	TX30 •	100
B903036	6,0 x 280	70	12,0	TX30 •	100
B903037	6,0 x 300	70	12,0	TX30 •	100
975780	12,0 x 120	80	20,0	TX50 •	25
975781	12,0 x 140	80	20,0	TX50 •	25
975782	12,0 x 160	80	20,0	TX50 •	25
975783	12,0 x 180	80	20,0	TX50 •	25
975784	12,0 x 200	80	20,0	TX50 •	25
975785	12,0 x 220	100	20,0	TX50 •	25
975786	12,0 x 240	100	20,0	TX50 •	25
975787	12,0 x 260	100	20,0	TX50 •	25
975788	12,0 x 280	100	20,0	TX50 •	25
975789	12,0 x 300	100	20,0	TX50 •	25
975790	12,0 x 320	100	20,0	TX50 •	25
975791	12,0 x 340	120	20,0	TX50 •	25
975792	12,0 x 360	120	20,0	TX50 •	25

Product data sheet – Paneltwistec

Paneltwistec, countersunk head, yellow galvanised					
Art. no.	Dimensions Ød x L [mm]	Thread length lg [mm]	Head diameter Ødh [mm]	Drive	PU
903000	3,5 x 30	18	7,0	TX20 ●	1000
903044	3,5 x 35	21	7,0	TX20 ●	1000
903001	3,5 x 40	24	7,0	TX20 ●	1000
903002	3,5 x 50	30	7,0	TX20 ●	500
903003	4,0 x 30	18	8,0	TX20 ●	1000
903603	4,0 x 35	21	8,0	TX20 ●	1000
903004	4,0 x 40	24	8,0	TX20 ●	1000
902089	4,0 x 45	27	8,0	TX20 ●	500
903005	4,0 x 50	30	8,0	TX20 ●	500
903006	4,0 x 60	36	8,0	TX20 ●	200
903007	4,0 x 70	42	8,0	TX20 ●	200
903008	4,0 x 80	48	8,0	TX20 ●	200
903046	4,5 x 35	24	9,0	TX20 ●	500
903009	4,5 x 40	27	9,0	TX20 ●	500
903087	4,5 x 45	30	9,0	TX20 ●	500
903010	4,5 x 50	36	9,0	TX20 ●	500
903011	4,5 x 60	42	9,0	TX20 ●	200
903012	4,5 x 70	48	9,0	TX20 ●	200
903013	4,5 x 80	24	9,0	TX20 ●	200
903014	5,0 x 40	27	10,0	TX20 ●	200
903015	5,0 x 50	30	10,0	TX20 ●	200
903016	5,0 x 60	36	10,0	TX20 ●	200
903017	5,0 x 70	42	10,0	TX20 ●	200
903018	5,0 x 80	48	10,0	TX20 ●	200
903578	5,0 x 90	54	10,0	TX20 ●	200
903019	5,0 x 100	60	10,0	TX20 ●	200
903020	5,0 x 120	70	10,0	TX20 ●	100
903071	5,0 x 40	24	10,0	TX25 ●	200
903072	5,0 x 50	30	10,0	TX25 ●	200
903073	5,0 x 60	36	10,0	TX25 ●	200
903074	5,0 x 70	42	10,0	TX25 ●	200
903075	5,0 x 80	48	10,0	TX25 ●	200
903582	5,0 x 90	54	10,0	TX25 ●	200
903076	5,0 x 100	60	10,0	TX25 ●	200
903077	5,0 x 120	70	10,0	TX25 ●	100
903021	6,0 x 60	36	12,0	TX30 ●	200
903022	6,0 x 70	42	12,0	TX30 ●	200
903023	6,0 x 80	48	12,0	TX30 ●	200
903163	6,0 x 90	54	12,0	TX30 ●	100

More sizes on the next page

Page 4 of 9

Product data sheet – Paneltwistec

Paneltwistec, countersunk head, yellow galvanised					
Art. no.	Dimensions Ød x L [mm]	Thread length lg [mm]	Head diameter Ødh [mm]	Drive	PU
903024	6,0 x 100	60	12,0	TX30 ●	100
903039	6,0 x 110	70	12,0	TX30 ●	100
903025	6,0 x 120	70	12,0	TX30 ●	100
903026	6,0 x 130	70	12,0	TX30 ●	100
903027	6,0 x 140	70	12,0	TX30 ●	100
903028	6,0 x 150	70	12,0	TX30 ●	100
903029	6,0 x 160	70	12,0	TX30 ●	100
903031	6,0 x 180	70	12,0	TX30 ●	100
903032	6,0 x 200	70	12,0	TX30 ●	100
903033	6,0 x 220	70	12,0	TX30 ●	100
903034	6,0 x 240	70	12,0	TX30 ●	100
903035	6,0 x 260	70	12,0	TX30 ●	100
903036	6,0 x 280	70	12,0	TX30 ●	100
903037	6,0 x 300	70	12,0	TX30 ●	100
903550	8,0 x 80	48	14,5	TX40 ●	50
903551	8,0 x 100	54	14,5	TX40 ●	50
902920	8,0 x 120	60	14,5	TX40 ●	50
902919	8,0 x 140	80	14,5	TX40 ●	50
902921	8,0 x 160	80	14,5	TX40 ●	50
902922	8,0 x 180	80	14,5	TX40 ●	50
902923	8,0 x 200	80	14,5	TX40 ●	50
902924	8,0 x 220	80	14,5	TX40 ●	50
902925	8,0 x 240	80	14,5	TX40 ●	50
902926	8,0 x 260	80	14,5	TX40 ●	50
902927	8,0 x 280	80	14,5	TX40 ●	50
902928	8,0 x 300	80	14,5	TX40 ●	50
902929	8,0 x 320	80	14,5	TX40 ●	50
902930	8,0 x 340	80	14,5	TX40 ●	50
902931	8,0 x 360	80	14,5	TX40 ●	50
902932	8,0 x 380	80	14,5	TX40 ●	50
903030	8,0 x 400	80	14,5	TX40 ●	50
903513	10,0 x 100	60	17,5	TX50 ●	50
903491	10,0 x 120	90	17,5	TX50 ●	50
903492	10,0 x 140	90	17,5	TX50 ●	50
903493	10,0 x 160	90	17,5	TX50 ●	50
903494	10,0 x 180	90	17,5	TX50 ●	50
903495	10,0 x 200	90	17,5	TX50 ●	50
903496	10,0 x 220	90	17,5	TX50 ●	50

More sizes on the next page

Product data sheet – Paneltwistec

Paneltwistec, countersunk head, yellow galvanised					
Art. no.	Dimensions Ød x L [mm]	Thread length lg [mm]	Head diameter Ødh [mm]	Drive	PU
903497	10,0 x 240	90	17,5	TX50 •	50
903498	10,0 x 260	90	17,5	TX50 •	50
903499	10,0 x 280	90	17,5	TX50 •	50
903500	10,0 x 300	90	17,5	TX50 •	50
903501	10,0 x 320	90	17,5	TX50 •	50
903502	10,0 x 340	90	17,5	TX50 •	50
903503	10,0 x 360	90	17,5	TX50 •	50
903504	10,0 x 380	90	17,5	TX50 •	50
903505	10,0 x 400	90	17,5	TX50 •	50

Paneltwistec, flange button head, yellow galvanised					
Art. no.	Dimensions Ød x L [mm]	Thread length lg [mm]	Head diameter Ødh [mm]	Drive	PU
G903204	8,0 x 80	48	22,0	TX40 •	50
G903205	8,0 x 100	80	22,0	TX40 •	50
G903466	8,0 x 120	80	22,0	TX40 •	50
G903467	8,0 x 140	80	22,0	TX40 •	50
G903468	8,0 x 160	80	22,0	TX40 •	50
G903469	8,0 x 180	80	22,0	TX40 •	50
G903470	8,0 x 200	80	22,0	TX40 •	50
G903471	8,0 x 220	80	22,0	TX40 •	50
G903472	8,0 x 240	80	22,0	TX40 •	50
G903473	8,0 x 260	80	22,0	TX40 •	50
G903474	8,0 x 280	80	22,0	TX40 •	50
G903475	8,0 x 300	80	22,0	TX40 •	50
G903476	8,0 x 320	80	22,0	TX40 •	50
G903477	8,0 x 340	80	22,0	TX40 •	50
G903478	8,0 x 360	80	22,0	TX40 •	50
G904625	8,0 x 380	80	22,0	TX40 •	50
G904626	8,0 x 400	80	22,0	TX40 •	50

Product data sheet – Paneltwistec

Paneltwistec, countersunk head, hardened stainless steel					
Art. no.	Dimensions Ød x L [mm]	Thread length lg [mm]	Head diameter Ødh [mm]	Drive	PU
904474	4,0 x 40	24	8	TX20 ●	500
904475	4,0 x 45	27	8	TX20 ●	500
904476	4,0 x 50	30	8	TX20 ●	500
904477	4,0 x 60	36	8	TX20 ●	500
904478	4,5 x 45	27	9	TX20 ●	200
904479	4,5 x 50	30	9	TX20 ●	200
904480	4,5 x 60	36	9	TX20 ●	200
904481	4,5 x 70	42	9	TX20 ●	200
100981	4,5 x 80	48	9	TX20 ●	200
904482	5,0 x 50	30	10	TX25 ●	200
904483	5,0 x 60	36	10	TX25 ●	200
904484	5,0 x 70	42	10	TX25 ●	200
904485	5,0 x 80	48	10	TX25 ●	200
904487	5,0 x 90	54	10	TX25 ●	100
904011	5,0 x 100	60	10	TX25 ●	100
904012	6,0 x 60	36	12	TX30 ●	100
904013	6,0 x 70	42	12	TX30 ●	100
904014	6,0 x 80	48	12	TX30 ●	100
904015	6,0 x 90	54	12	TX30 ●	100
904016	6,0 x 100	60	12	TX30 ●	100
904017	6,0 x 120	70	12	TX30 ●	100
904018	6,0 x 140	70	12	TX30 ●	100
904019	6,0 x 160	70	12	TX30 ●	100

Product data sheet – Paneltwistec

Paneltwistec, flange button head, hardened stainless steel					
Art. no.	Dimensions Ød x L [mm]	Thread length lg [mm]	Head diameter Ødh [mm]	Drive	PU
945278	8,0 x 80	48	18	TX 40 ●	50
945270	8,0 x 100	80	18	TX 40 ●	50
945271	8,0 x 120	80	18	TX 40 ●	50
945272	8,0 x 140	80	18	TX 40 ●	50
945364	8,0 x 160	80	18	TX 40 ●	50
945365	8,0 x 180	80	18	TX 40 ●	50
945366	8,0 x 200	80	18	TX 40 ●	50
945367	8,0 x 220	80	18	TX 40 ●	50
945368	8,0 x 240	80	18	TX 40 ●	50
945369	8,0 x 260	80	18	TX 40 ●	50
945370	8,0 x 280	80	18	TX 40 ●	50
945371	8,0 x 300	80	18	TX 40 ●	50
945372	8,0 x 320	80	18	TX 40 ●	50
945373	8,0 x 340	80	18	TX 40 ●	50
945374	8,0 x 360	80	18	TX 40 ●	50
945375	8,0 x 380	80	18	TX 40 ●	50
945376	8,0 x 400	80	18	TX 40 ●	50

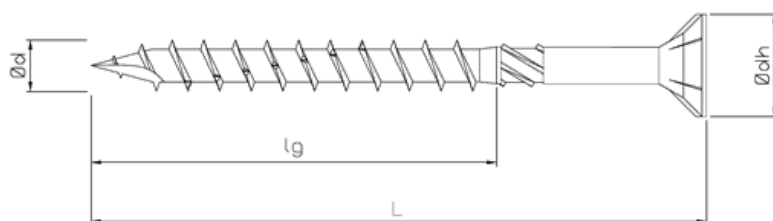
Paneltwistec slate screw, flange button head, hardened stainless steel					
Art. no.	Dimensions Ød x L [mm]	Thread*	Head diameter Ødh [mm]	Drive	PU
945868	4,0 x 30*	Fully threaded	10	TX20 ●	500
945868-Grau	4,0 x 30	Fully threaded	10	TX20 ●	500
945865	4,0 x 50	Fully threaded	10	TX20 ●	500
945865-Grau	4,0 x 50	Fully threaded	10	TX20 ●	500

*without friction thread

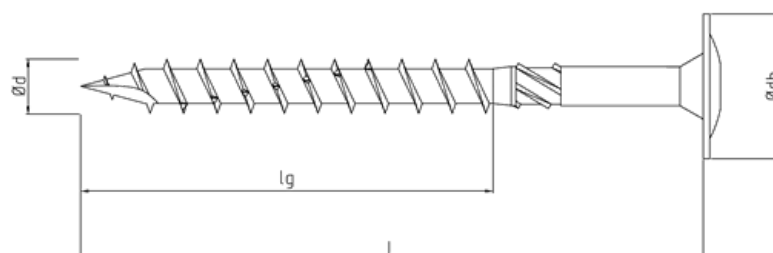
Product data sheet – Paneltwistec

Drawing

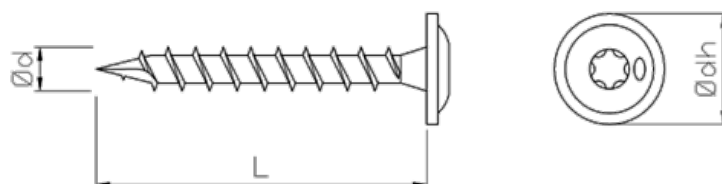
- Paneltwistec countersunk head



- Paneltwistec flange button head



- Paneltwistec slate screw, flange button head



If you are not familiar with how this product is used, and particularly with the product's intended use, please contact our Application Technology department (technik@eurotec.team).