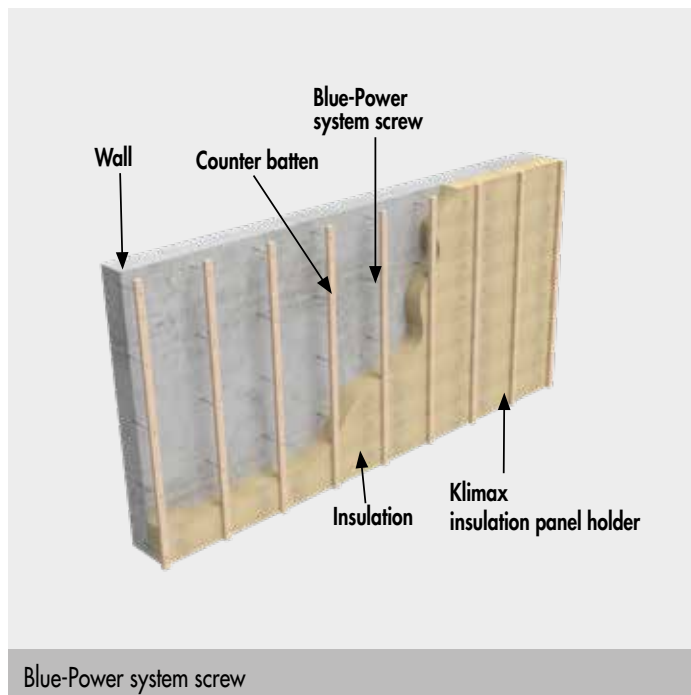


PRODUCT DATA SHEET

PRODUCT DESCRIPTION

For fastening timber substructures to **concrete** or **brickwork**. The **Blue-Power façade mounting system** is a **quick** and **easy** solution wherever timber substructures are to be fastened, with spacing, to concrete or brickwork. The **Blue-Power system screws** absorb the effects of both the **tensile** and **shear force**. When the system is installed on façade insulation, the insulation carries the forces resulting from **wind pressure**. The insulation product must therefore have a compressive strength at **10 %** deformation of at least **50 kPa**. The **C24** counter battens should have a cross section of at least **30 x 50 mm**.

APPLICATION IMAGE



BLUE-POWER SYSTEM SCREW



Blue-Power system screw

ADVANTAGES

- Installation without dowels
- Short assembly times

MATERIAL

Case-hardened carbon steel, Zinc based coating

- Corrosion-resistant
- For the use in service class **1** and **2** according to **EN 1995-1-1** (Eurocode 5)
- For the use in environmental class **C4** long and **C5-M** long according to **EN 12944-6**
- High strength against bending by high yield moment of the screw
- Not to be used for counter battens from tannin-rich wood

PRODUCT DATA SHEET

BLUE-POWER SYSTEM SCREW

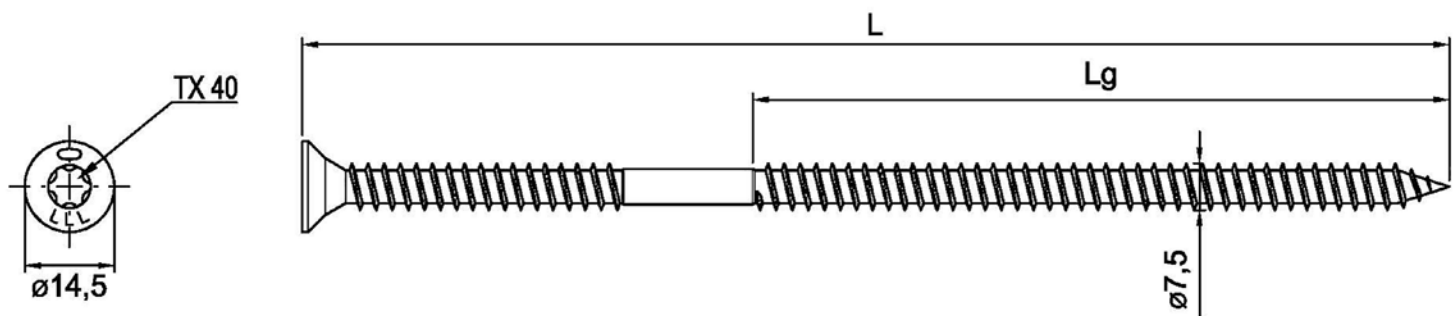
PRODUCT TABLE

Art.-No.	Dimensions [mm]	Drive	For insulation thickness up to ^{a)}			PU
			Concrete, solid clay brick & solid lime brick [mm] ^{a)}	Aerated concrete & perforated lime sand brick [mm] ^{a)}	Vertically perforated brick [mm] ^{a)}	
110390	7,4 x 180	TX40	100	80	30	100
110391	7,4 x 200	TX40	120	100	50	100
110392	7,4 x 220	TX40	140	120	70	100
110393	7,4 x 240	TX40	160	140	90	100
110394	7,4 x 260	TX40	180	160	110	100
110395	7,4 x 280	TX40	200	180	130	100
110396	7,4 x 300	TX40	220	200	150	100
110397	7,4 x 320	TX40	240	220	170	100
110398	7,4 x 340	TX40	260	240	190	100
110399	7,4 x 360	TX40	280	260	210	100
110400	7,4 x 380	TX40	300	280	230	100
110401	7,4 x 400	TX40	320	300	250	100
110404	7,4 x 450	TX40	340	320	270	100
110407	7,4 x 500	TX40	360	340	290	100

a) for counter batten thickness 30 mm

Screw length \geq min. insertion depth + insulation thickness + counter batten thickness

TECHNICAL DRAWING



Blue-Power system screw

PRODUCT DATA SHEET

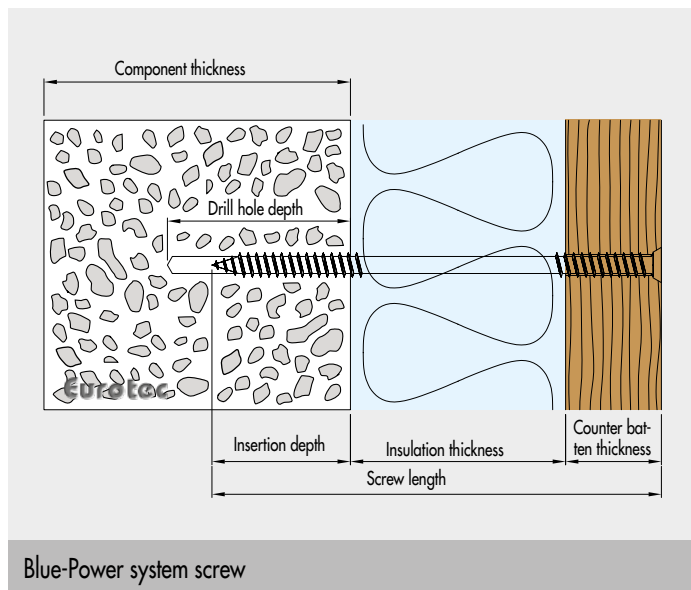
BLUE-POWER SYSTEM SCREW

FIELDS OF APPLICATION

- Exterior: ventilated curtain wall with façade insulation
- Interior: e. g. suspended ceilings, wall panelling etc.

INSTRUCTIONS FOR USE

1. Pre-drill the counter batten to 6.5 mm
2. Pre-drill the underground
3. Set Blue-Power system screw through counter batten and insulation into the underground



STATIC VALUES

Base material	Drill diameter in base material [mm]	Min. borehole depth	Min. anchoring depth [mm]	Drilling method ^{a)}	Min. component thickness [mm]	Min. edge distance [mm]	Min. centre distance [mm]	Tensile load-bearing capacity $N_{Rk}^{b)}$ [kN]	Shearing load-bearing capacity V_{RK} [kN]
Concrete C20/25	6,0	70	50	H	100	50	100	2,5	0,75
Solid clay brick	6,0	70	50	H	115	50	100	3,5	0,6
Solid lime-sand brick	6,0	70	50	H	115	50	100	3,5	0,5
Aerated concrete	5,0	85	70	R	115	50	100	0,9	0,3
Perforated lime-sand brick	5,0	85	70	R	115	50	100	2,0	0,6
Vertically perforated brick	6,5	140	120	R	175	50	100	0,5	0,4
Wood	c)	c)	50	R	60	25	100	d)	d)

a) H= hammer drilling, R= rotary drilling

b) The char. head pull-through resistance $F_{ax,head,Rd}$ in the battens must be taken into account. $F_{ax,head,Rd} (k 350) = 1.45$ kN. The battens must be predrilled to 6.5 mm.

c) Timber substructures do not have to be predrilled.

d) To be designed according to EN 1995-1-1:2010-12.

If you are not familiar with how this product is used, and particularly with the product's intended use, please contact our Application Technology department (technik@eurotec.team).